


MEASURING INRUSH CURRENT

All electronic devices have capacitive or inductive parts that generate inrush current when switched on. This is more than just a part of operations – it is a vital aspect and demands keen oversight. The R&S®NPA power analyzers are the right instrument for the job.



Typical test setup with the R&S®NPA701 compliance tester and the R&S®NPA-Z1 socket adapter

Your task

From FPGAs to drilling machines, virtually every component or device has an inrush current far exceeding the normal operating current. Inrush current is particularly important for switching mode power supplies. The inrush current needs to be correctly determined to properly design circuitry or calculate safety-relevant factors.

Rohde & Schwarz solution

The R&S®NPA501 power analyzer and R&S®NPA701 compliance tester seamlessly acquire and process signals in real time with a high dynamic range. The versatile display provides fast and reliable results.

The internal current measurement range is ± 15 mA to ± 60 A (peak). An additional sensor can extend the current measurement range. The input can be combined with external current sense resistors to display smaller current ranges or combined with current probes to display larger ones. R&S®HZC51 current probe extends the current measurement range to ± 1000 A.

Numerical view

If just the maximum inrush current needs to be measured (e.g. to determine cable thickness) a numerical display can be used to view direct results. The peak value is IPPeak. If outliers need to be captured, the DUT must be switched off and on several times. The maximum peak value is then determined with the Peak Hold function.

The current range should be manually set to meet the expected current with the Range Up button. Autorange mode can be reactivated by holding down the Range Up button

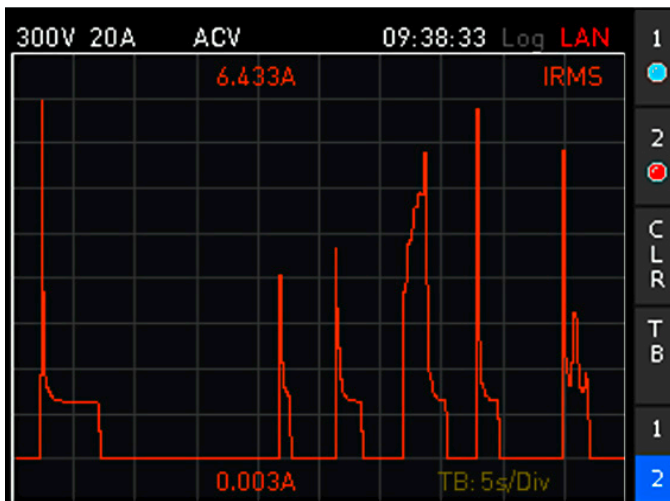
300V 200mA ACV		09:28:53 Log LAN	
UA V _{VG}	0.01 V	IA V _{VG}	-0.53 mA
UIP _{Peak}	327.65 V	IIP _{Peak}	458.18 mA
UIM _{Peak}	-327.73 V	IIM _{Peak}	-464.75 mA
F _U	50.027 Hz	F _I	8.5837 kHz
U _{THD}	1.69 %	I _{THD}	63.70 %

Numerical view of the measured values

Trend chart view

The trend chart view shows the differences between individual switch-on operations. The characteristics of multiple switch-on operations can be easily recorded and compared.





Trend chart view showing six example switch-on operations for the DUT

The Hold button pauses measurements. Holding down the SAVE/RECALL button will save a screenshot to a USB flash drive.

Inrush view

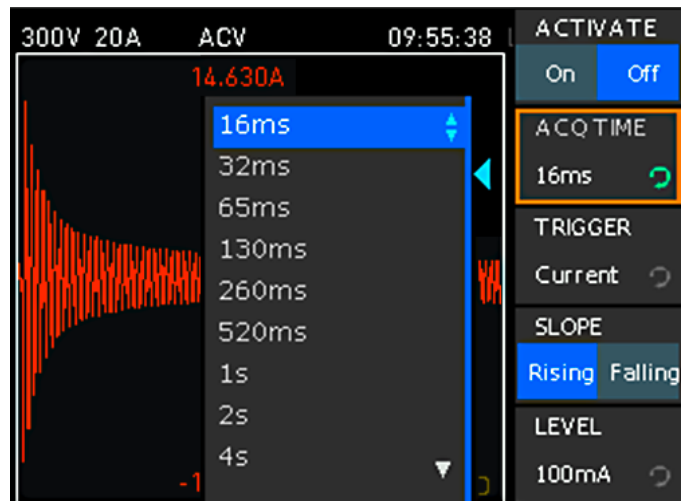
The Inrush view provides more precise analysis of switch-on operations (e.g. to determine the melting integral of a fuse). Non-compressed acquisition of up to 8192 voltage and current points is possible with a logging period from 16 ms to 67 s. A number of trigger options are also available. The ACQ TIME button can be used to adjust the recording time as needed.

Measurement documentation

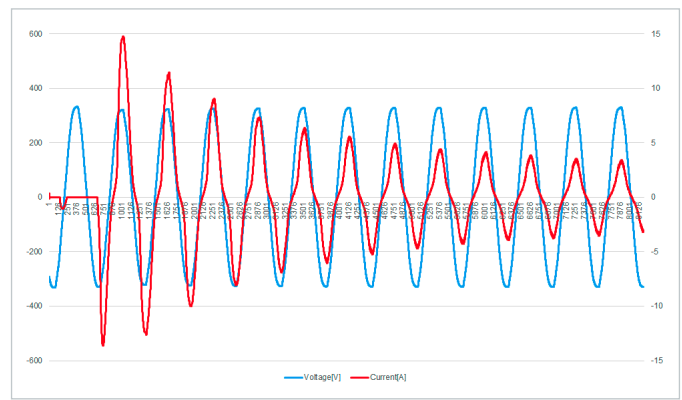
After a successful measurement, the precise data can be conveniently saved to a USB flash drive as a configurable CSV file. The data can then be evaluated on a PC using standard data processing software.

Summary

The R&S®NPA501 power analyzer and R&S®NPA701 compliance tester from Rohde&Schwarz efficiently measure



Inrush view for a drilling machine during power-up



Data evaluation, e.g. in Excel or MATLAB®

inrush current in devices to help with circuit design and safety component calculations. They provide real-time analysis, extendable current measurement ranges and customizable data views for precise results.

See also

www.rohde-schwarz.com/product/NPA

Designation	Type	Order No.
Power analyzer, DC to 100 kHz	R&S®NPA501	3657.0562.03
Power analyzer, DC to 100 kHz, incl. IEEE-488 (GPIB) interface	R&S®NPA501-G	3657.0562.05
Compliance tester, DC to 100 kHz	R&S®NPA701	3657.0562.04
Compliance tester, DC to 100 kHz, incl. IEEE-488 (GPIB) interface	R&S®NPA701-G	3657.0562.06
Mains adapter, EU version	R&S®NPA-Z1	3657.8911.02
Mains adapter, UK version	R&S®NPA-Z2	3657.8911.03
Mains adapter, US version	R&S®NPA-Z3	3657.8911.04
Mains adapter, CHN/AUS version	R&S®NPA-Z4	3657.8911.05
AC/DC current probe, 30 A, 4 mm connectors	R&S®HZC50	3622.4690.02
AC/DC current probe, 1000 A, 4 mm connectors	R&S®HZC51	3622.4684.02

MATLAB® is registered trademark of The MathWorks, Inc.

Rohde & Schwarz GmbH & Co. KG
www.rohde-schwarz.com

Rohde & Schwarz training
www.training.rohde-schwarz.com
Rohde & Schwarz customer support
www.rohde-schwarz.com/support

R&S® is a registered trademark of Rohde&Schwarz GmbH&Co. KG
Trade names are trademarks of the owners
PD 3672.9667.92 | Version 01.00 | March 2024 (jr)
Measuring inrush current
Data without tolerance limits is not binding | Subject to change
© 2024 Rohde&Schwarz GmbH&Co. KG | 81671 Munich, Germany

