

R&S® ZVL Vector Network Analyzer

The combination analyzer



The perfect choice for

Education

R&D

Maintenance & repair

Manufacturing testing

Key specifications

| | |
|---------------------------------|------------------------------------------------------------------------------------------------------------------------|
| Frequency range | 9 kHz to 3 GHz (R&S®ZVL3) 9 kHz to 6 GHz (R&S®ZVL6) 9 kHz to 13.6 GHz (R&S®ZVL13) (overrange 5 kHz to 15 GHz) |
| Number of ports | 2 ports, N(F) |
| Dynamic range (20 MHz to 3 GHz) | up to 115 dB (spec.) up to 100 dB (spec.) (R&S®ZVL13) |
| Output power | up to 0 dBm up to -5 dBm (R&S®ZVL13) |
| IF bandwidths | 10 Hz to 500 kHz |
| TOI (spectrum analysis) | typ. + 12 dBm |

Portable network analyzers with optional spectrum analyzer in one unit

The R&S®ZVL is a cost-efficient, portable network analyzer in the economy class that is ideal for use in development, production and service. It combines the functions of a network analyzer and spectrum analyzer in a single box and will tremendously increase your work efficiency.

Your benefit

2-in-1 instrument

75 Ω Testset

Small, compact and portable

Features

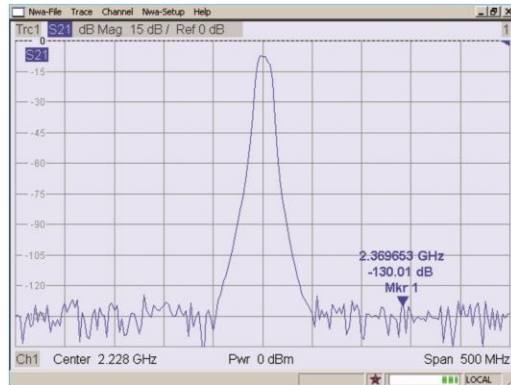
The R&S®ZVL lets the you add a spectrum analyzer option so you have just one box, but two instruments.

The R&S®ZVL-75 has 75 Ω connectors, which is what you need for TV/CATV measurements.

Weighing only 7 kg and being a 2-in-1 instrument, the R&S®ZVL is very compact. With the handle and the battery pack, it can be carried around easily and be used even if there is no power outlet nearby.

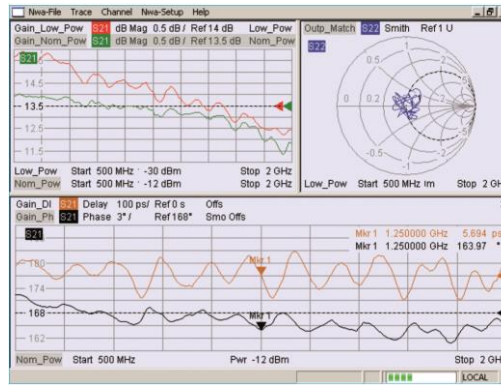
► For more information, visit www.rohde-schwarz.com/catalog/ZVL

High throughput in production



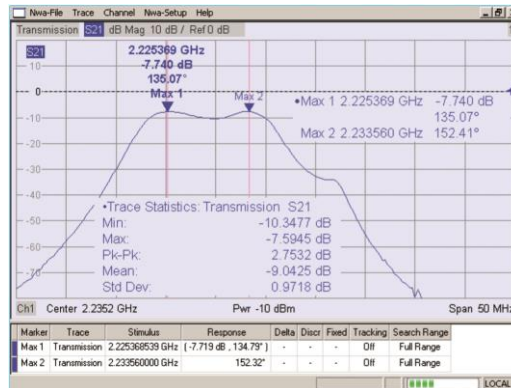
Large measurement bandwidths up to 500 kHz and fast synthesizers make for short measurement times and high throughput in manual tuning and automated production sequences.

Multitrace display for faster DUT characterization



Several traces can be combined in diagrams and assigned to different measurement channels.

Easy and intuitive operation



Context-sensitive help, including detailed description of the active function and display of the associated remote-control commands, supports even untrained users and simplifies programming.

Order information

| Description | Item |
|---------------------------------------------------------------------------|-------------|
| Spectrum analysis | R&S®ZVL-K1 |
| Distance-to-fault measurements | R&S®ZVL-K2 |
| Time domain analysis (TDA) | R&S®ZVL-K3 |
| Power sensor support ¹⁾ | R&S®FSL-K9 |
| AM/FM/φM measurement demodulator ¹⁾ | R&S®FSL-K7 |
| Application firmware for noise figure and gain measurements ¹⁾ | R&S®FSL-K30 |
| GPIO interface | R&S®FSL-B10 |
| RF preamplifier (3GHz / 6 GHz) ¹⁾ | R&S®FSL-B22 |
| Additional interfaces ¹⁾ | R&S®FSL-B5 |
| DC power supply, 12 V to 28 V | R&S®FSL-B30 |
| NiMH battery pack 4.5 Ah ²⁾ | R&S®FSL-B31 |

1) Requires the R&S®ZVL-K1 option.

2) Requires the R&S®FSL-B30 option.