

Remote Emulation with the R&S®SMBV100A Vector Signal Generator Application Note

Products:

| R&S®SMBV100A

The R&S®SMBV100A vector signal generator offers a remote emulation feature that makes it possible to control the instrument by commands other than the built-in native SCPI commands. This feature allows the user to replace signal generators, e.g. from other manufacturers, with the R&S®SMBV100A without having to change the remote control code.

This application note describes how to use the remote emulation feature in general. Furthermore, it describes in detail the remote emulation for each supported instrument, limitations of the individual emulations and the remaining differences between the emulated and the original commands.

Table of Contents

| | | |
|--------------|--|-----------|
| 1 | Abbreviations | 4 |
| 2 | Overview | 5 |
| 3 | Basics | 7 |
| 3.1 | Remote Control Languages | 7 |
| 3.1.1 | SCPI-Compatible Languages | 8 |
| 3.1.2 | Non-SCPI-Compatible Languages | 8 |
| 3.2 | Remote Emulation Compatibility | 8 |
| 3.2.1 | Command Compatibility | 8 |
| 3.2.2 | IDN / OPT Strings | 9 |
| 3.2.3 | Timing..... | 9 |
| 3.2.4 | Sweep Operation | 9 |
| 3.2.5 | Trigger Control | 11 |
| 3.2.6 | Status and Error Reporting | 14 |
| 3.3 | Preset / Reset..... | 15 |
| 3.4 | Power Down / Power Up | 15 |
| 4 | Activating a Remote Emulation | 16 |
| 4.1 | Manual Operation | 16 |
| 4.2 | Remote Operation | 21 |
| 5 | Emulating the Aeroflex 2023/2024 | 23 |
| 6 | Emulating the Aeroflex 2030-2032, 2040-2042..... | 30 |
| 7 | Emulating the IFR 3416..... | 38 |
| 8 | Emulating the Agilent E4428, E4438, N5182 | 50 |
| 9 | Emulating the Hewlett-Packard 8642..... | 62 |
| 10 | Emulating the Hewlett-Packard 8643-8645, 8664/8665..... | 64 |
| 11 | Emulating the Hewlett-Packard 8647/8648..... | 71 |
| 12 | Emulating the Hewlett-Packard 8656/8657..... | 75 |
| 13 | Emulating the R&S®SML..... | 77 |

| | | |
|-----------|--|-----------|
| 14 | Emulating the R&S®SMT..... | 85 |
| 15 | Emulating the R&S®SMY | 94 |
| 16 | References..... | 98 |
| 17 | Additional Information..... | 98 |
| 18 | Ordering Information | 98 |

1 Abbreviations

The following abbreviations are used in this application note:

- AF2023 2023 signal generator from Aeroflex / IFR / Marconi
- AF2024 2024 signal generator from Aeroflex / IFR / Marconi
- AF2030 2030 signal generator from Aeroflex / IFR / Marconi
- AF2031 2031 signal generator from Aeroflex / IFR / Marconi
- AF2032 2032 signal generator from Aeroflex / IFR / Marconi
- AF2040 2040 signal generator from Aeroflex / IFR / Marconi
- AF2041 2041 signal generator from Aeroflex / IFR / Marconi
- AF2042 2042 signal generator from Aeroflex / IFR / Marconi
- AF2050 2050 signal generator from Aeroflex / IFR / Marconi
- AF2051 2051 signal generator from Aeroflex / IFR / Marconi
- AF2052 2052 signal generator from Aeroflex / IFR / Marconi
- AF3416 3416 signal generator from Aeroflex / IFR / Marconi
- E4428 E4428 signal generator from Agilent Technologies
- E4438 E4438 signal generator from Agilent Technologies
- N5181 N5181 signal generator from Agilent Technologies
- N5182 N5182 signal generator from Agilent Technologies
- HP8642 8642 signal generator from Hewlett-Packard / Agilent Technologies
- HP8643 8643 signal generator from Hewlett-Packard / Agilent Technologies
- HP8644 8644 signal generator from Hewlett-Packard / Agilent Technologies
- HP8645 8645 signal generator from Hewlett-Packard / Agilent Technologies
- HP8647 8647 signal generator from Hewlett-Packard / Agilent Technologies
- HP8648 8648 signal generator from Hewlett-Packard / Agilent Technologies
- HP8656 8656 signal generator from Hewlett-Packard / Agilent Technologies
- HP8657 8657 signal generator from Hewlett-Packard / Agilent Technologies
- HP8664 8664 signal generator from Hewlett-Packard / Agilent Technologies
- HP8665 8665 signal generator from Hewlett-Packard / Agilent Technologies
- SMBV R&S®SMBV100A signal generator from Rohde & Schwarz
- SML R&S®SML signal generator from Rohde & Schwarz
- SMT R&S®SMT signal generator from Rohde & Schwarz
- SMY R&S®SMY signal generator from Rohde & Schwarz

2 Overview

Measuring instruments used in commercial test systems for applications such as testing of mobile radio base stations typically have a much longer lifespan than the test system itself. Some five to seven years of usage is normal prior to replacement. On the other hand, test systems for use in aerospace & defense applications can have a typical lifespan of 25 years or even more. If standard measuring instruments with a lifespan that is significantly less than this time frame are used in such test systems, an obvious question is how to handle maintenance, repair, calibration and even replacement of the instruments that are no longer supported by their manufacturer. Moreover, the test program sets used in such test systems are generally certified, which makes it very time-consuming and costly to modify and reaccept them.

A feasible strategy to solve this problem is the migration with new measuring instruments that emulate the discontinued instruments.

This migration approach is saves time and is cost-effective. It involves replacing obsolete measuring instruments with new ones that emulate their functionality and programming.

The requirements for the new instruments revolve around the electrical and functional features of the instruments to be emulated as well as the test programs, which ideally should not require any modifications.

To fulfill the last requirement, the SMBV offers the remote emulation feature.

Remote emulation means that the SMBV will understand the programming commands of the emulated instrument and also emulate the behavior as fully as possible.

Most instruments from other manufacturers in the category of the SMBV are emulated by the SMBV. An overview of actually implemented remote emulations is given in the following table:

| Remote emulations in the SMBV | | | |
|-------------------------------|------------|----------|---------|
| Manufacturer | Instrument | Language | Section |
| Aeroflex | AF2023 | SCPI | 5 |
| | AF2024 | | |
| IFR Marconi | AF2030 | SCPI | 6 |
| | AF2031 | | |
| | AF2032 | | |
| | AF2040 | | |
| | AF2041 | | |
| | AF2042 | | |
| | AF2050 | | |
| | AF2051 | | |

| Remote emulations in the SMBV | | | |
|---|------------|----------|---------|
| Manufacturer | Instrument | Language | Section |
| | AF2052 | | |
| | AF3416 | SCPI | 7 |
| Agilent Technologies Hewlett-Packard | E4428 | SCPI | 8 |
| | E4438 | | |
| | N5181 | | |
| | N5182 | | |
| | HP8642 | Non-SCPI | 9 |
| | HP8643 | SCPI | 10 |
| | HP8644 | | |
| | HP8645 | | |
| | HP8647 | SCPI | 11 |
| | HP8648 | | |
| | HP8656 | Non-SCPI | 12 |
| | HP8657 | | |
| | HP8664 | SCPI | 10 |
| | HP8665 | | |
| Rohde & Schwarz | SML01 | SCPI | 13 |
| | SML02 | | |
| | SML03 | | |
| | SMT03 | SCPI | 14 |
| | SMY01 | SCPI | 155 |
| | SMY02 | | |

3 Basics

3.1 Remote Control Languages

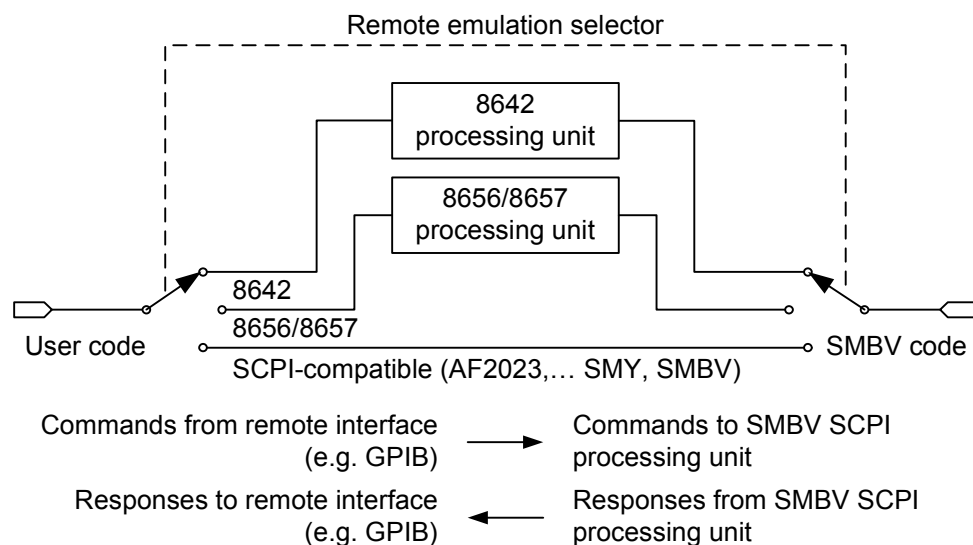
Instruments implement different kind of remote control languages. These languages are grouped into two basic categories:

- SCPI-compatible
- Non-SCPI-compatible

| Command examples | | | | |
|----------------------------|--------------------|--------------------|--------------------|--------------|
| Function | HP8642 Non-SCPI | HP8657 Non-SCPI | AF2023 SCPI | SMBV SCPI |
| Resetting the instrument | PR | PR | *RST | *RST |
| Clearing the system status | | CS | *CLS | *CLS |
| Setting the RF frequency | CW10MZ | FR10MZ | :CFRQ:VALUE 10MHZ | :FREQ 10MHZ |
| Setting the RF power | AP-10DB | PL-10DM | :RFLV:VALUE -10DBM | :POW -10DBM |
| Activating the RF output | ON | R3 | :RFLV:ON | :OUTP 1 |

Older instruments often implement a simple, unstructured and non-SCPI-compatible language, whereas modern instruments implement usually a complex, well structured and SCPI-compatible language.

The SMBV offers a solution for both kinds of languages using specialized processing units in non-SCPI-compatible languages:



3.1.1 SCPI-Compatible Languages

Commands are routed directly from the remote interface to the SMBV SCPI command processing unit; responses are routed in the reverse direction.

3.1.2 Non-SCPI-Compatible Languages

Commands are routed from the remote interface to the SMBV SCPI command processing unit through a remote emulation specific processing unit; responses are routed in the reverse direction.

This specific processing unit parses the non-SCPI-compatible commands with reference to the corresponding syntax and translates them into SCPI-compatible ones. The unit also reformats the responses with respect to the requirements of the emulated instrument.

3.2 Remote Emulation Compatibility

An emulated instrument having fewer features than, or the same features as, the SMBV can be replaced without special care.

However, replacing an emulated instrument having more features than the SMBV or features that differ from those of the SMBV requires additional care. The user must

- ensure that the SMBV complies with the functional requirements
- verify that application code does not use features in the emulated instrument which are not available in the SMBV





3.2.1 Command Compatibility

Most of the remote emulations in the SMBV implement all commands of the original instrument. However, e.g. due to functional differences in hardware, in certain remote emulations the SMBV

- does not support all commands
- does not support all parameters of a command
- implements a different behavior for a command

In the command tables of the different remote emulations, the status column gives compatibility information to a command:

| Command compatibility status | |
|------------------------------|---|
| Status | Comment |
| ✓ | Command implementation is fully compatible. |

| Command compatibility status | |
|---|--|
| Status | Comment |
|  See item n | Command implementation is not fully compatible. The implementation in the SMBV <ul style="list-style-type: none"> • does not support the same parameter(s) as the emulated instrument does • has different functionality than the emulated instrument • reports an invalid parameter or execution error if possible |
|  | Command is implemented without any functionality. The implementation in the SMBV <ul style="list-style-type: none"> • ignores setting commands • returns default value in query commands • does not report errors • does not change any operating mode of the instrument • does not change any system state of the instrument |
|  | Command is not implemented. The implementation in the SMBV reports an unknown command error if possible. |
|  | Command has been added to enhance the functionality of the emulated instrument. |

If the application software uses commands that are fully compatible, no special care has to be taken. The applications software can be used as is.

If the application software uses commands that are not fully compatible, the application software must be verified and normally also modified. If the required modifications to the application software are infeasible, the SMBV cannot be used as replacement for another instrument.

3.2.2 IDN / OPT Strings

The remote emulation provides user-defined responses to *IDN? and *OPT? queries. This feature is of informational character only and has no impact on the functionality of the SMBV.

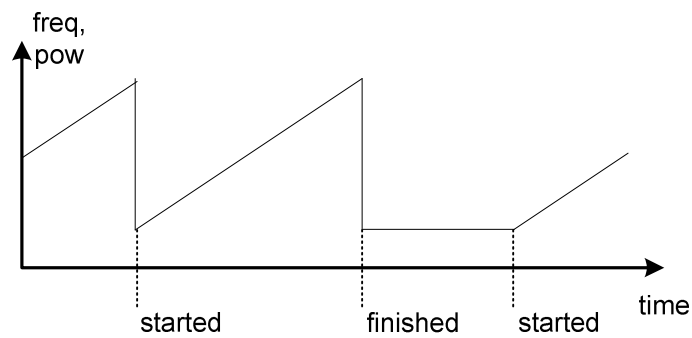
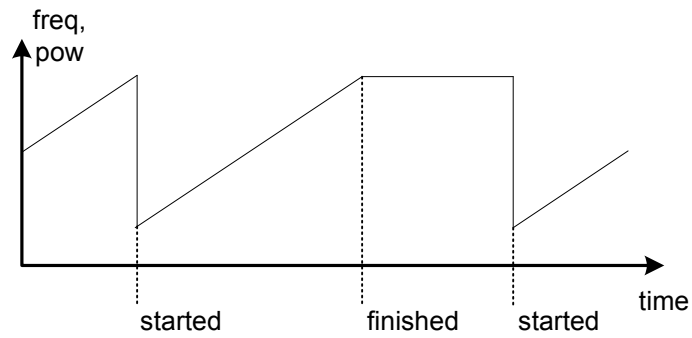
3.2.3 Timing

The remote emulation cannot provide exact timing compatibility with the emulated instrument, since timing is a hardware-related property.

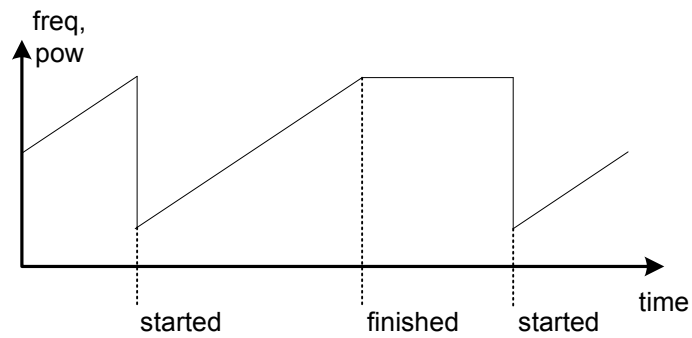
3.2.4 Sweep Operation

In the different sweep operating modes, often the behavior when a sweep has finished can be configured.

In some of the emulated instruments, the corresponding signal can be configured to remain at the stop value (upper figure) or to retrace to the start value (lower figure):

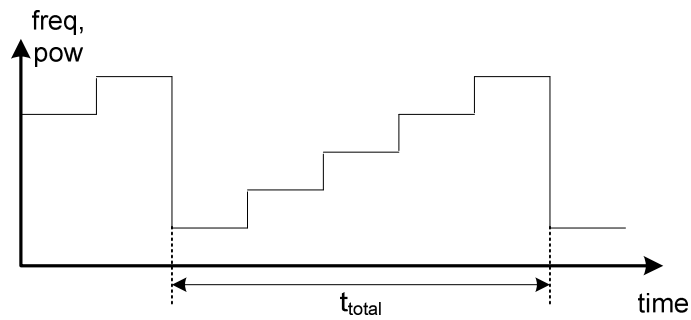


In the SMBV, however, the corresponding signal always remains at the stop value:



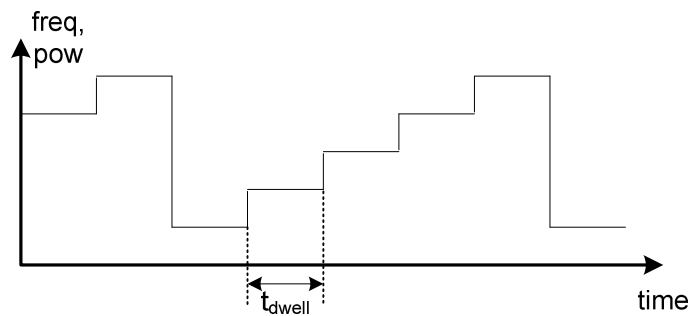
If this feature is undesirable, the user application code has to be changed.

Some of the emulated instruments implement sweep operations with a constant total sweep time:



Changing the start, stop or steps parameter of the sweep operation does not have an impact on the total sweep time.

In the SMBV, all sweep operations are based on the dwell time:



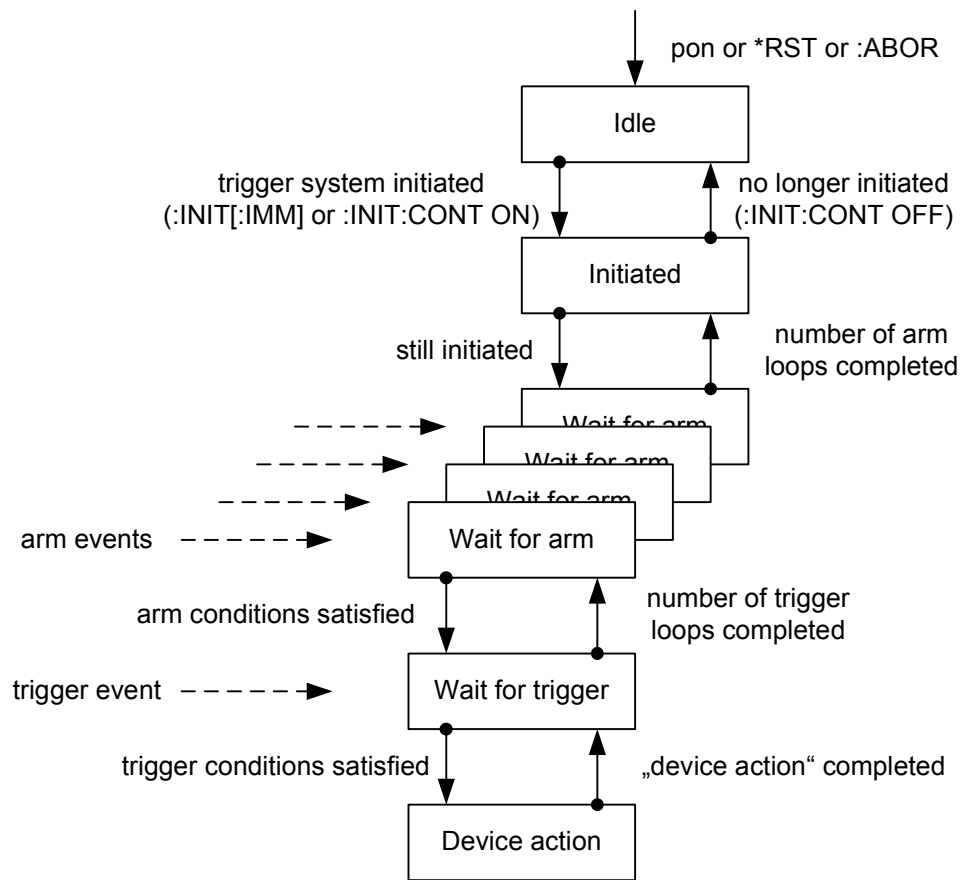
Changing the start, stop or steps parameter directly affects the total sweep time.

$$n_{steps} = \left\lceil \frac{f_{stop} - f_{start}}{f_{step}} \right\rceil + 1$$

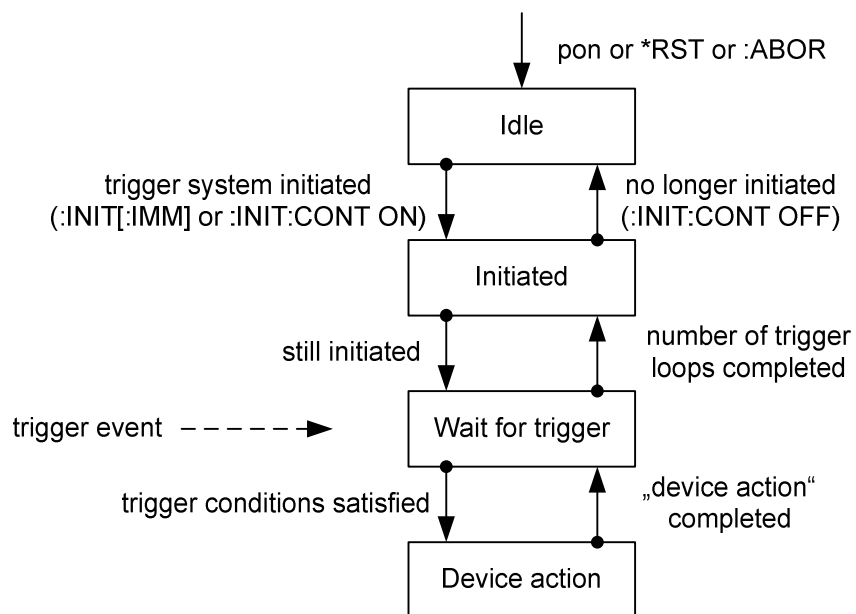
$$t_{total} = n_{steps} \cdot t_{dwell}$$

3.2.5 Trigger Control

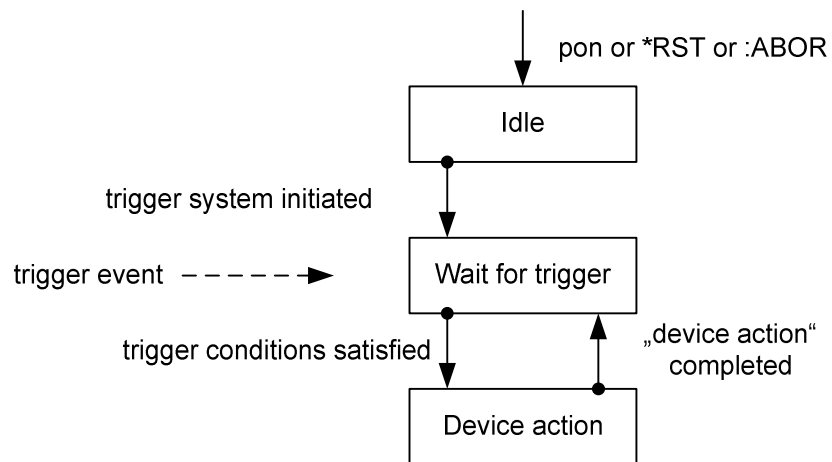
In signal generators with sweeping features, all sweep operating modes use the trigger control system. The figure below shows the SCPI trigger control system proposal:



Some of the emulated instruments implement a simplified trigger control system:



Other emulated instruments and also the SMBV implement the trigger control system shown in the following figure:

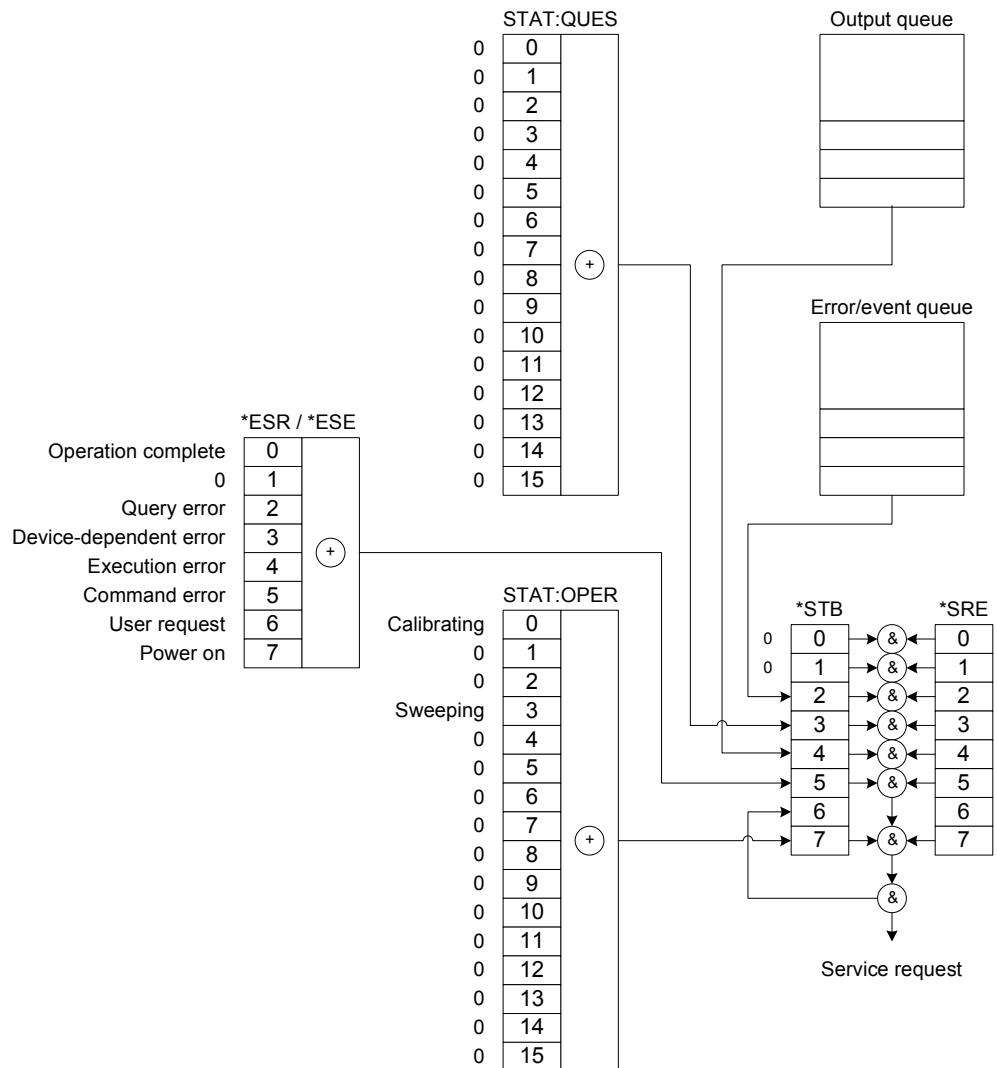


The main difference between the emulated instrument's and the SMBV's trigger control system is that there is no "Initiated" state in the SMBV. The SMBV implementation assumes that the trigger system is initiated automatically in the "Idle" state. As a result, any sweep operation in the SMBV, once activated, can only be controlled by internal or external trigger events.

This has an important impact on the user application. Application code that requires an "Initiated" state in the trigger control system must be adapted.

3.2.6 Status and Error Reporting

The SMBV implements the minimal status and error reporting system required by the SCPI proposal. The following figure shows the status and error reporting model:



Some of the emulated instruments implement a more detailed status and error reporting system. Since the additional information stored in that system is not available in the SMBV, application code that uses the additional information must be changed.

3.3 Preset / Reset

Changing the remote emulation does not automatically trigger a reset operation to the instrument. Therefore it is strongly recommended to manually execute a reset to the SMBV after changing the remote emulation.

To apply the default of a particular remote emulation, the user must send the corresponding command via the remote control interface, e.g. the *RST command in SCPI-compatible languages.

3.4 Power Down / Power Up

The selected remote emulation and the user-defined responses to *IDN? and *OPT? queries are saved when the instrument is switched off.

When the instrument is switched on again, it starts up with the same settings that were active before it was switched off.

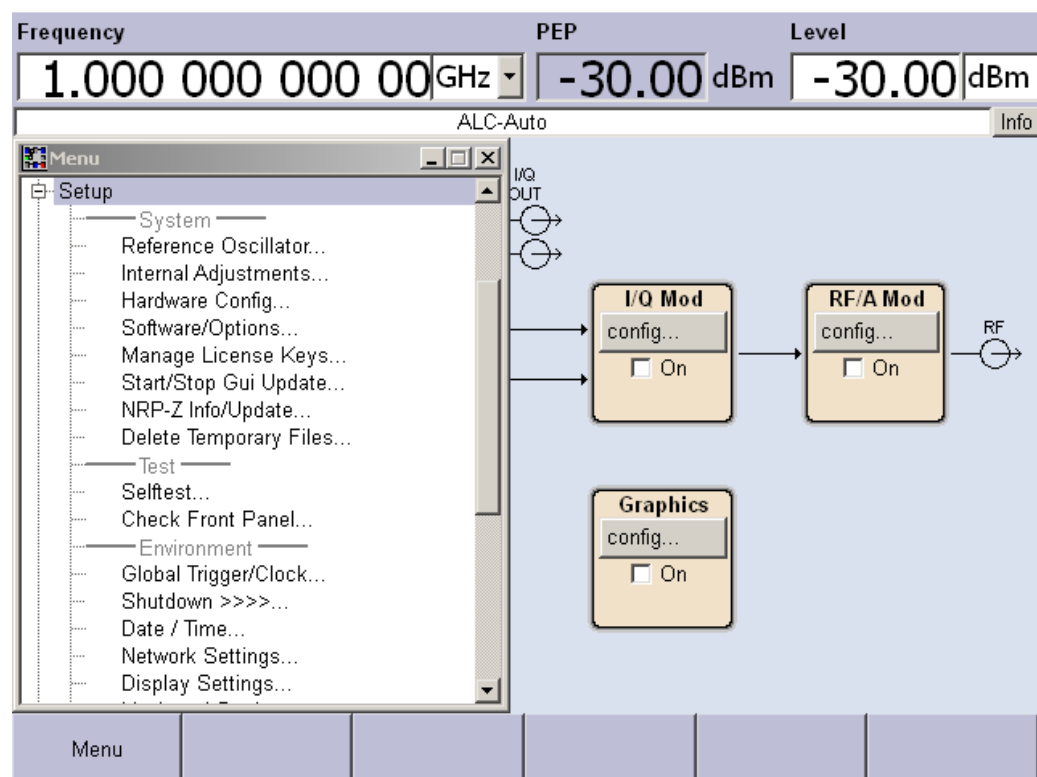
4 Activating a Remote Emulation

In order to use a specific remote emulation, it must first be activated by the user. Activation is done either

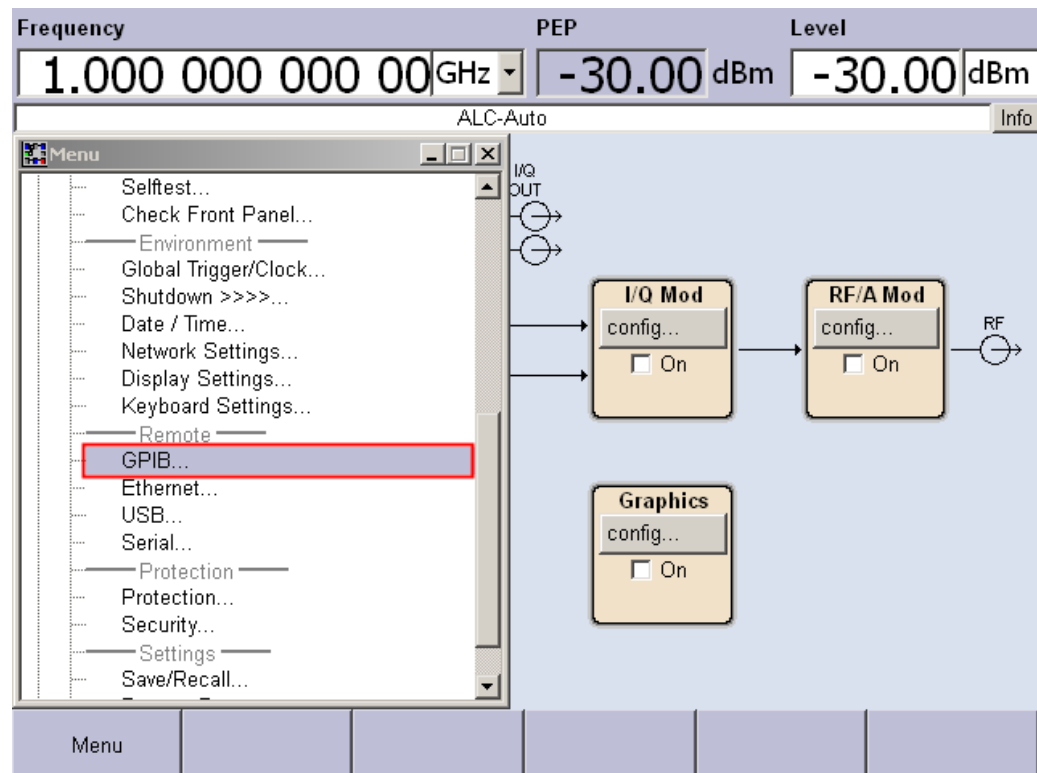
- manually using the SMBV front panel
- remotely using SCPI commands

4.1 Manual Operation

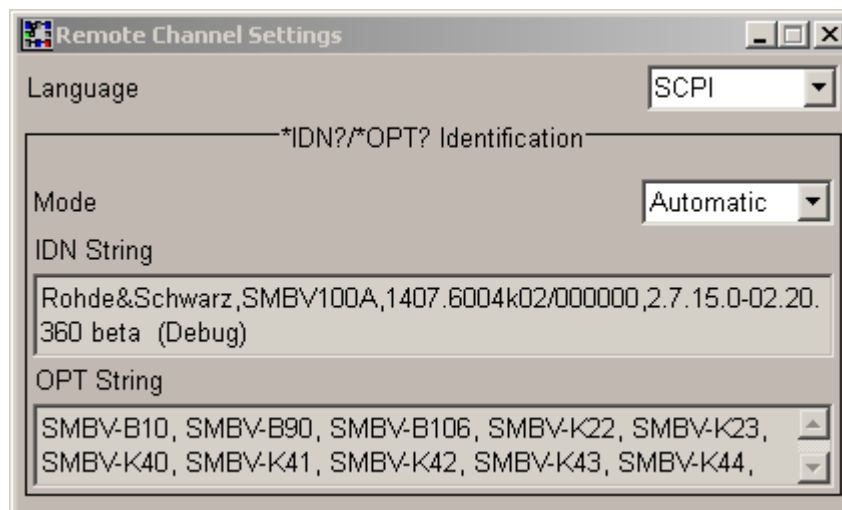
On the SMBV front panel, press the SETUP key to open the Menu tree:



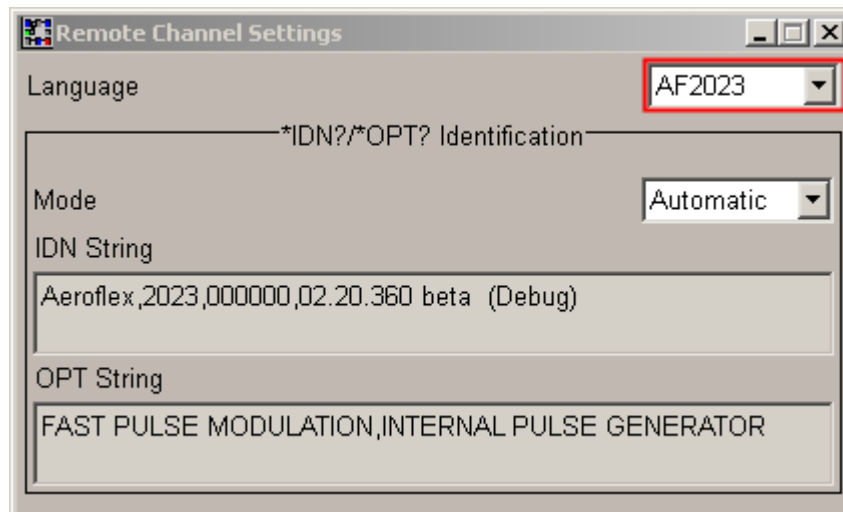
In the Menu tree, select GPIB... and open the Remote Channel Settings dialog:



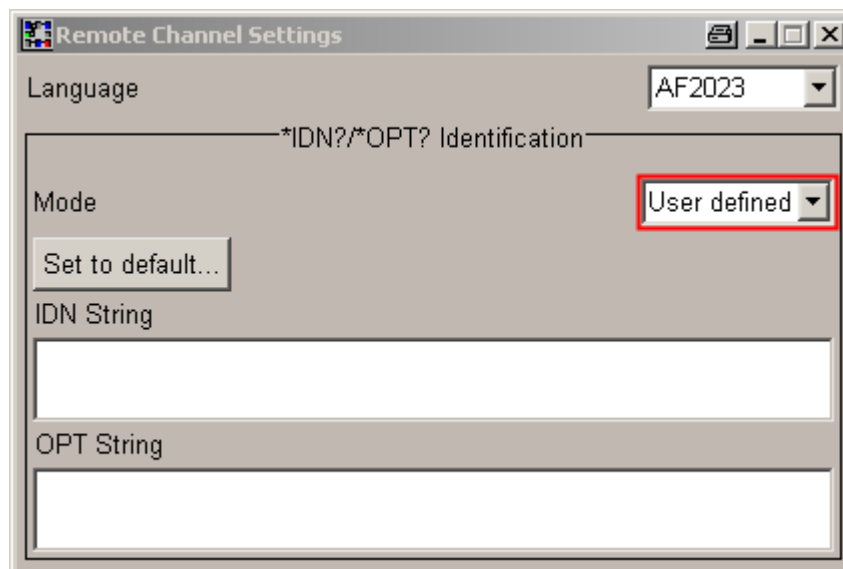
In the Remote Channel Settings dialog, set up the remote emulation specific parameters:



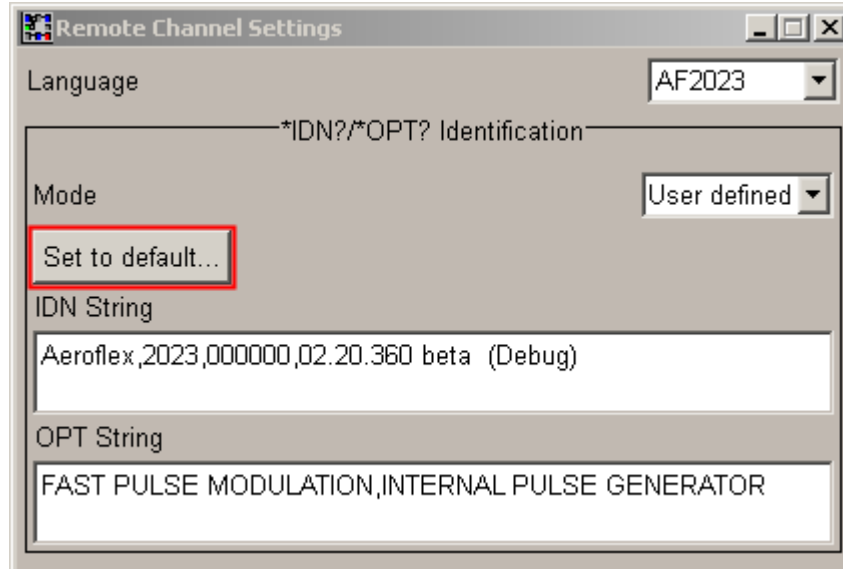
Select the Language and open the drop-down list. Pick an item from the list and confirm the selection:



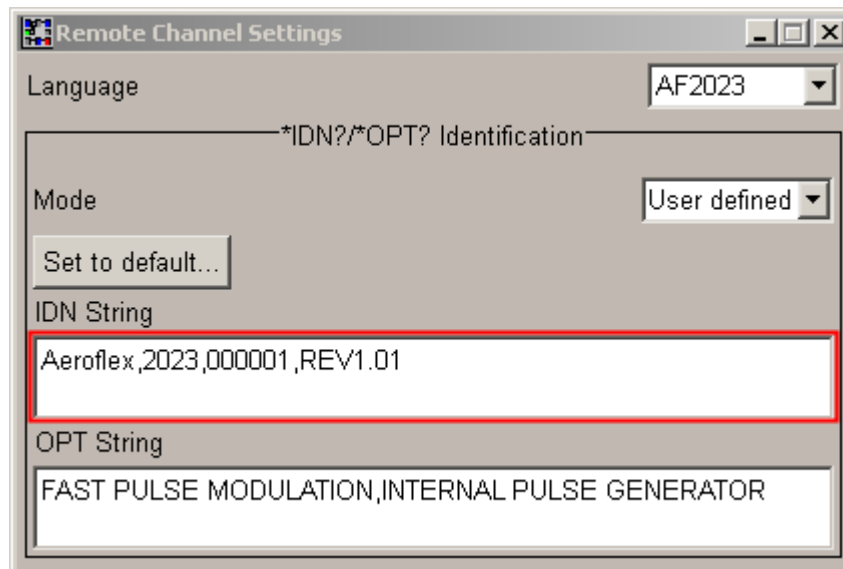
Select the Mode and open the drop-down list. Pick either "Automatic" or "User defined" from the list and confirm the selection. In "Automatic" mode, the response text to *IDN? and *OPT? queries is generated by the signal generator itself. In "User defined" mode, the response text to *IDN? and *OPT? queries must be entered in the corresponding IDN string and/or OPT string text boxes:



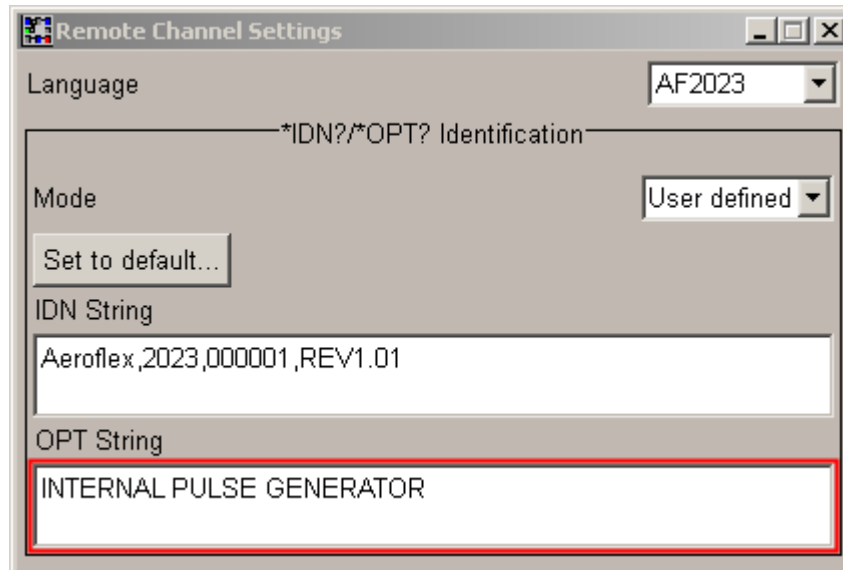
In “User defined” mode, press the “Set to default...” button to preset the corresponding IDN string and/or OPT string text boxes with the default settings from the selected remote emulation:



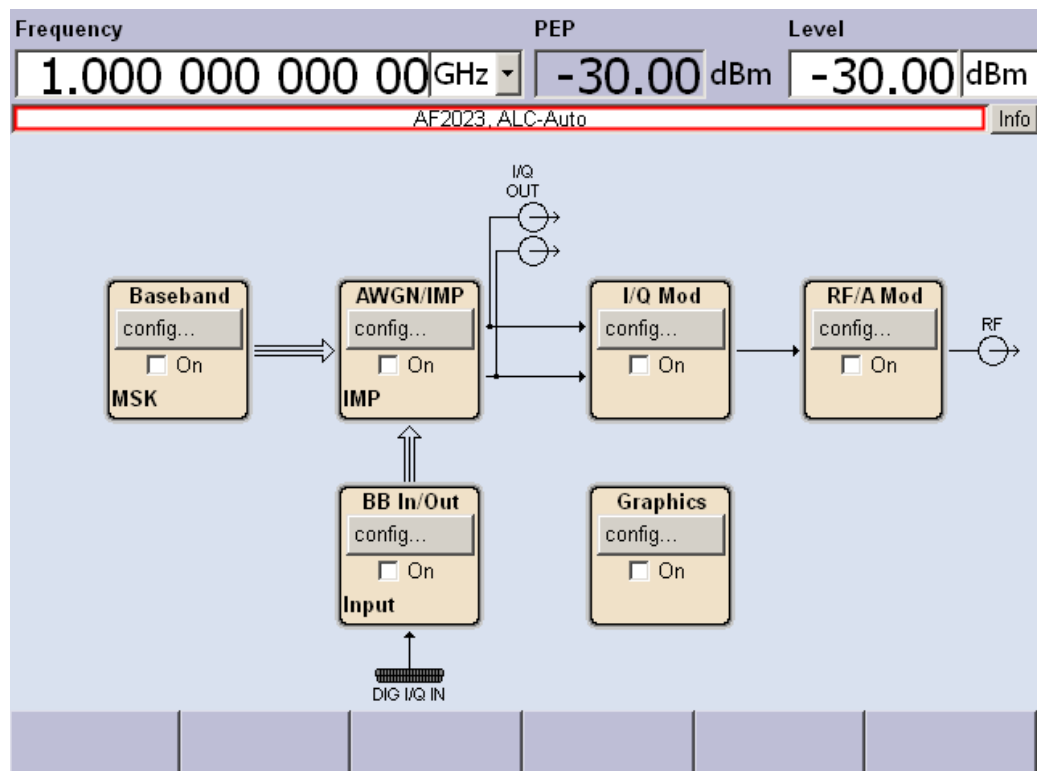
Then select the IDN String text box and edit the response text to *IDN? queries. When finished, confirm the text:



Finally select the OPT String text box and edit the response text to *OPT? queries. When finished, confirm the text:



Exit the Remote Channel Settings dialog by pressing the ESC key and verify the selected remote emulation on the SMBV front panel:



4.2 Remote Operation

When the SMBV uses a non-SCPI-compatible language, the remote emulation cannot be changed remotely. The emulation needs to be changed manually.

When the SMBV uses an SCPI-compatible language, use the following commands to modify the remote emulation parameters:

| Commands to modify remote emulation relevant settings | |
|---|--|
| Command | Comment |
| :SYSTem:IDENt <value> | <p>Sets the state of the identification mode.</p> <p>If the identification mode is set to USER, the value provided with the command :SYSTem:IDN <value> is returned on an *IDN? query and the value provided with the command :SYSTem:OPT <value> is returned on *OPT? query.</p> <p>If the identification mode is set to AUTO, the factory default setting is returned on a *IDN? query or an *OPT? query.</p> <p>The value range of character-type parameter <value> is</p> <ul style="list-style-type: none"> • AUTO • USER |
| :SYSTem:IDENt? | Gets the state of the identification mode. |
| :SYSTem:IDN <value> | <p>Sets the user-defined response to an *IDN? query.</p> <p>The string-type parameter <value> allows up to 128 characters. The parameter has to be enclosed in single or double quotes.</p> |
| :SYSTem:IDN? | Gets the user-defined response to an *IDN? query. |
| :SYSTem:OPT <value> | <p>Sets the user-defined response to a *OPT? query.</p> <p>The string-type parameter <value> allows up to 128 characters. The parameter has to be enclosed in single or double quotes.</p> |
| :SYSTem:OPT? | Gets the user-defined response to a *OPT? query. |

| Commands to modify remote emulation relevant settings | |
|---|---|
| Command | Comment |
| :SYSTem:LANGuage <value> | <p>Activates the remote emulation to be used for further communications. The value range of the string-type parameter <value> is:</p> <ul style="list-style-type: none"> • "AF2023", "AF2024" • "AF2030", "AF2031", "AF2032", "AF2040", "AF2041", "AF2042", "AF2050", "AF2051", "AF2052" • "AF3416" • "E4428", "E4438", "N5181", "N5182" • "HP8642" • "HP8643", "HP8643", "HP8644", "HP8664", "HP8665" • "HP8647", "HP8648" • "HP8656", "HP8657" • "SML01", "SML02", "SML03" • "SMT03" • "SMY01", "SMY02" • "EXIT" <p>Attention:</p> <p>The remote emulation is changed immediately after parsing this command. Succeeding commands such as *WAI, *OPC or *OPC? are not allowed, since these commands may not be a part of the newly selected command set.</p> <p>Therefore, this command must be the one and only command in a program message unit.</p> <p>After sending this command, a delay of two seconds must be applied to the application software before the next command is sent.</p> <p>The parameter value "EXIT" must be used to return to the native SCPI command set of the instrument.</p> |
| :SYSTem:LANGuage? | Gets the current active remote emulation. |

Note:

The upper-case and lower-case notation serves to distinguish between the long and the short form of a command. The instrument itself does not distinguish between upper-case and lower-case notation.


5 Emulating the Aeroflex 2023/2024

The following tables show the current implementation status of each command. Commands not shown in these tables are not supported.

| IEEE488.2 functions | |
|---|--------|
| Command syntax | Status |
| *CLS | ✓ |
| *ESE value *ESE? Remark: Layout of ESE register corresponds to Rohde & Schwarz signal generator. | ✋ |
| *ESR? Remark: Layout of ESE register corresponds to Rohde & Schwarz signal generator. | ✋ |
| *IDN? Remark: If the response does not match the requirements, a user-specific response to *IDN? and *OPT? can be applied on the instrument's front panel. | ✋ |
| *OPC *OPC? | ✓ |
| *OPT? Remark: If the response does not match the requirements, a user-specific response to *IDN? and *OPT? can be applied on the instrument's front panel. | ✋ |
| *RST | ✓ |
| *SRE value *SRE? Remark: Layout of ESE register corresponds to Rohde & Schwarz signal generator. | ✋ |
| *STB? Remark: Layout of ESE register corresponds to Rohde & Schwarz signal generator. | ✋ |
| *TRG | ✓ |
| *TST? | ✓ |
| *WAI | ✓ |

| Device-specific functions | |
|---------------------------|--------|
| Command syntax | Status |
| AM[1][:DEPTH] value | ✓ |

| Device-specific functions | |
|---------------------------|--------|
| Command syntax | Status |
| AM[1]:DN | ✓ |
| AM[1]:EXTAC | ✓ |
| AM[1]:EXTALC | ✗ |
| AM[1]:EXTDC | ✓ |
| AM[1]:INC value | ✓ |
| AM[1]:INT | ✓ |
| AM[1]:MODF[:VALUE] value | ✓ |
| AM[1]:MODF:DN | ✓ |
| AM[1]:MODF:INC value | ✓ |
| AM[1]:MODF:PHASE value | ✗ |
| AM[1]:MODF:RETN | ✓ |
| AM[1]:MODF:SIN | ✓ |
| AM[1]:MODF:SQR | ✗ |
| AM[1]:MODF:TRI | ✗ |
| AM[1]:MODF:UP | ✓ |
| AM[1]:MODF:XFER | ✓ |
| AM[1]:OFF | ✓ |
| AM[1]:ON | ✓ |
| AM[1]:RETN | ✓ |
| AM[1]:UP | ✓ |
| AM[1]:XFER | ✓ |
| AM[1]? | ✓ |
| BLANK OFF | ✓ |
| BLANK ON | ✓ |
| BLANK? | ✓ |
| CCR? | ✗ |
| CFRQ[:VALUE] value | ✓ |
| CFRQ:DN | ✓ |
| CFRQ:INC value | ✓ |
| CFRQ:MODE | ✓ |
| CFRQ:PHASE value | ✓ |
| CFRQ:RETN | ✓ |
| CFRQ:START | ✓ |

| Device-specific functions | |
|---|---|
| Command syntax | Status |
| CFRQ:STOP | ✓ |
| CFRQ:TIME | ✓ |
| CFRQ:UP | ✓ |
| CFRQ:XFER | ✓ |
| CFRQ? | ✓ |
| CSE value CSE? | ✗ |
| CSR? | ✗ |
| DCFMNL | ✓ |
| ERROR? Remark: Returns the original error message of the Rohde & Schwarz signal generator. |  |
| FM[1][:DEVN] value | ✓ |
| FM[1]:DN | ✓ |
| FM[1]:EXTAC | ✓ |
| FM[1]:EXTALC | ✗ |
| FM[1]:EXTDC | ✓ |
| FM[1]:INC value | ✓ |
| FM[1]:INT | ✓ |
| FM[1]:MODF[:VALUE] value | ✓ |
| FM[1]:MODF:DN | ✓ |
| FM[1]:MODF:INC value | ✓ |
| FM[1]:MODF:PHASE value | ✗ |
| FM[1]:MODF:RETN | ✓ |
| FM[1]:MODF:SIN | ✓ |
| FM[1]:MODF:SQR | ✗ |
| FM[1]:MODF:TRI | ✗ |
| FM[1]:MODF:UP | ✓ |
| FM[1]:MODF:XFER | ✓ |
| FM[1]:OFF | ✓ |
| FM[1]:ON | ✓ |
| FM[1]:RETN | ✓ |
| FM[1]:UP | ✓ |

| Device-specific functions | |
|---|--------|
| Command syntax | Status |
| FM[1]:XFER | ✓ |
| FM[1]? | ✓ |
| FSTD value Remark: INT, EXT10DIR are supported. | ✘ |
| FSTD? | ✓ |
| GPIB value | ✓ |
| HCR? | ✘ |
| HSE value HSE? | ✘ |
| HSR? | ✘ |
| KLOCK | ✓ |
| KUNLOCK | ✓ |
| MODE value Remark: Only the following mode combinations are supported: AM1 FM1 PM1 PULSE AM1, FM1 AM1, PM1 PULSE,FM1 PULSE,PM1 PULSE, FM1 PULSE, PM1 | ✘ |
| MODE? | ✓ |
| MOD:OFF | ✓ |
| MOD:ON | ✓ |
| MOD? | ✓ |
| OPER? | ✓ |
| OUTPUT:DISABLE | ✘ |
| OUTPUT:ENABLE | ✘ |
| PM[1]:[DEVN] value | ✓ |
| PM[1]:DN | ✓ |
| PM[1]:EXTAC | ✓ |

| Device-specific functions | |
|---------------------------|--------|
| Command syntax | Status |
| PM[1]:EXTALC | ✘ |
| PM[1]:EXTDC | ✓ |
| PM[1]:INC value | ✓ |
| PM[1]:INT | ✓ |
| PM[1]:MODF[:VALUE] value | ✓ |
| PM[1]:MODF:DN | ✓ |
| PM[1]:MODF:INC value | ✓ |
| PM[1]:MODF:PHASE value | ✘ |
| PM[1]:MODF:RETN | ✓ |
| PM[1]:MODF:SIN | ✓ |
| PM[1]:MODF:SQR | ✘ |
| PM[1]:MODF:TRI | ✘ |
| PM[1]:MODF:UP | ✓ |
| PM[1]:MODF:XFER | ✓ |
| PM[1]:OFF | ✓ |
| PM[1]:ON | ✓ |
| PM[1]:RETN | ✓ |
| PM[1]:UP | ✓ |
| PM[1]:XFER | ✓ |
| PM[1]? | ✓ |
| PULSE:EXT | ✓ |
| PULSE:INT | ✓ |
| PULSE::MODF[:VALUE] value | ✓ |
| PULSE:OFF | ✓ |
| PULSE:ON | ✓ |
| PULSE? | ✓ |
| RFLV[:VALUE] value | ✓ |
| RFLV:DN | ✓ |
| RFLV:INC value | ✓ |
| RFLV:LIMIT:DISABLE | ✓ |
| RFLV:LIMIT:ENABLE | ✓ |
| RFLV:LIMIT[:VALUE] value | ✓ |
| RFLV:LIMIT:SAVE | ✘ |

| Device-specific functions | |
|---|--------|
| Command syntax | Status |
| RFLV:OFF | ✓ |
| RFLV:OFFS:DISABLE | ✓ |
| RFLV:OFFS:ENABLE | ✓ |
| RFLV:OFFS:SAVE | ✗ |
| RFLV:OFFS:VALUE value | ✓ |
| RFLV:ON | ✓ |
| RFLV:RETN | ✓ |
| RFLV:TYPE value | ✓ |
| RFLV:UNITS value | ✓ |
| RFLV:UP | ✓ |
| RFLV:XFER | ✓ |
| RFLV? | ✓ |
| RFLV:LIMIT? | ✓ |
| RFLV:OFFS? | ✓ |
| SCR? | ✗ |
| SSE value SSE? | ✗ |
| SSR? | ✗ |
| SWEEP:CFRQ:INC value | ✓ |
| SWEEP:CFRQ:LOGINC value | ✓ |
| SWEEP:CFRQ:START value | ✓ |
| SWEEP:CFRQ:STOP value | ✓ |
| SWEEP:CFRQ:TIME value | ✓ |
| SWEEP:CONT Remark: Identical to SWEEP:GO. | ✗ |
| SWEEP:DN | ✓ |
| SWEEP:GO | ✓ |
| SWEEP:HALT | ✓ |
| SWEEP:MODE value | ✓ |
| SWEEP:RESET | ✓ |
| SWEEP:TRIG value Remark: OFF, START, STEP are supported. | ✗ |

| Device-specific functions | |
|---------------------------|--------|
| Command syntax | Status |
| SWEEP:TYPE value | ✓ |
| SWEEP:UP | ✓ |
| SWEEP:XFER | ✗ |
| SWEEP? | ✓ |
| SWEEP:CFRQ? | ✓ |

6 Emulating the Aeroflex 2030-2032, 2040-2042

The following tables show the current implementation status of each command. Commands not shown in these tables are not supported.

| IEEE488.2 functions | |
|---|--------|
| Command syntax | Status |
| *CLS | ✓ |
| *ESE value *ESE? Remark: Layout of ESE register corresponds to Rohde & Schwarz signal generator. | ✎ |
| *ESR? Remark: Layout of ESE register corresponds to Rohde & Schwarz signal generator. | ✎ |
| *IDN? Remark: If the response does not match the requirements, a user-specific response to *IDN? and *OPT? can be applied on the instrument's front panel. | ✎ |
| *OPC *OPC? | ✓ |
| *OPT? Remark: If the response does not match the requirements, a user-specific response to *IDN? and *OPT? can be applied on the instrument's front panel. | ✎ |
| *RST | ✓ |
| *SRE value *SRE? Remark: Layout of ESE register corresponds to Rohde & Schwarz signal generator. | ✎ |
| *STB? Remark: Layout of ESE register corresponds to Rohde & Schwarz signal generator. | ✎ |
| *TRG | ✓ |
| *TST? | ✓ |
| *WAI | ✓ |

| Device-specific functions | |
|---|--------|
| Command syntax | Status |
| AM[1] [:DEPTH] value | ✓ |
| AM[1]:DN | ✓ |
| AM[1]:EXT1AC | ✓ |
| AM[1]:EXT1DC | ✓ |
| AM[1]:INC value | ✓ |
| AM[1]:INTF1 | ✓ |
| AM[1]:INTF2 | ✓ |
| AM[1]:INTF3 | ✓ |
| AM[1]:INTF4 | ✓ |
| AM[1]:INTF5 | ✓ |
| AM[1]:INTF6 | ✓ |
| AM[1]:OFF | ✓ |
| AM[1]:ON | ✓ |
| AM[1]:RETN | ✓ |
| AM[1]:UP | ✓ |
| AM[1]:XFER | ✓ |
| AM[1]? | ✓ |
| BLANK value Remark: 0, 1, 4 are supported. | ✘ |
| BACKL:ON | ✓ |
| BACKL:OFF | ✓ |
| CFRQ[:VALUE] value | ✓ |
| CFRQ:DN | ✓ |
| CFRQ:INC value | ✓ |
| CFRQ:PHASE value | ✓ |
| CFRQ:RETN | ✓ |
| CFRQ:UP | ✓ |
| CFRQ:XFER | ✓ |
| CFRQ? | ✓ |
| CCR? | ✘ |
| CSE value CSE? | ✘ |

| Device-specific functions | |
|---|--------|
| Command syntax | Status |
| CSR? | ✘ |
| DATE? | ✓ |
| DCFMNL | ✓ |
| ELAPSED? | ✓ |
| ERROR? Remark: Returns the original error message of the Rohde & Schwarz signal generator. | ✘ |
| FM[1][:DEVN] value | ✓ |
| FM[1]:DN | ✓ |
| FM[1]:EXT1AC | ✓ |
| FM[1]:EXT1DC | ✓ |
| FM[1]:INC value | ✓ |
| FM[1]:INTF1 | ✓ |
| FM[1]:INTF2 | ✓ |
| FM[1]:INTF3 | ✓ |
| FM[1]:INTF4 | ✓ |
| FM[1]:INTF5 | ✓ |
| FM[1]:INTF6 | ✓ |
| FM[1]:OFF | ✓ |
| FM[1]:ON | ✓ |
| FM[1]:RETN | ✓ |
| FM[1]:UP | ✓ |
| FM[1]:XFER | ✓ |
| FM[1]? | ✓ |
| FSTD value Remark: INT10 , EXT5, EXT10 are supported. | ✘ |
| FSTD? | ✓ |
| HCR? | ✘ |
| HSE value HSE? | ✘ |
| HSR? | ✘ |

| Device-specific functions | |
|---|---|
| Command syntax | Status |
| IMODE value Remark: NORMAL, SWEEPER are supported. |  |
| INTF1 2 3 4 5 6[:FREQ] value | ✓ |
| INTF1 2 3 4 5 6:CTC1 | ✗ |
| INTF1 2 3 4 5 6:CTC2 | ✗ |
| INTF1 2 3 4 5 6:DN | ✓ |
| INTF1 2 3 4 5 6:INC value | ✓ |
| INTF1 2 3 4 5 6:PHASE value | ✗ |
| INTF1 2 3 4 5 6:SIN | ✓ |
| INTF1 2 3 4 5 6:SQU | ✗ |
| INTF1 2 3 4 5 6:RETN | ✗ |
| INTF1 2 3 4 5 6:TEMP | ✗ |
| INTF1 2 3 4 5 6:TRI | ✗ |
| INTF1 2 3 4 5 6:UP | ✓ |
| INTF1 2 3 4 5 6:USER | ✗ |
| INTF1 2 3 4 5 6:XFER | ✓ |
| INTF1 2 3 4 5 6? | ✓ |
| KLOCK | ✓ |
| KUNLOCK | ✓ |
| LF:ON | ✓ |
| LF:OFF | ✓ |
| LF? | ✓ |
| LFGF[:VALUE] value | ✓ |
| LFGF:DN | ✓ |
| LFGF:INC value | ✓ |
| LFGF:RETN | ✓ |
| LFGF:SIN | ✓ |
| LFGF:SQU | ✗ |
| LFGF:TRI | ✗ |
| LFGF:UP | ✓ |
| LFGF:XFER | ✓ |
| LFGF? | ✓ |

| Device-specific functions | |
|---|--------|
| Command syntax | Status |
| LFGL[:VALUE] value | ✓ |
| LFGL:DN | ✓ |
| LFGL:INC value | ✓ |
| LFGL:RETN | ✓ |
| LFGL:UNITS value Remark: V, MV, UV are not supported. | ✎ |
| LFGL:UP | ✓ |
| LFGL:XFER | ✓ |
| LFGL? | ✓ |
| MODE value Remark: Only the following mode combinations are supported: AM1 FM1 PM1 PULSE AM1, FM1 AM1, PM1 PULSE,FM1 PULSE,PM1 | ✎ |
| MODE? | ✓ |
| MOD:OFF | ✓ |
| MOD:ON Remark: Re-enables previously enabled analogous modulations. | ✎ |
| MOD? | ✓ |
| OPER? | ✓ |
| PGEN:DELAY value | ✘ |
| PGEN:D_DELAY value | ✓ |
| PGEN:RATE value | ✓ |
| PGEN:SOURCE value | ✓ |
| PGEN:STATE value | ✓ |
| PGEN:TRIGGER value | ✓ |
| PGEN:WIDTH value | ✓ |
| PM[1][:DEVN] value | ✓ |

| Device-specific functions | |
|---------------------------|--------|
| Command syntax | Status |
| PM[1]:DN | ✓ |
| PM[1]:EXT1AC | ✓ |
| PM[1]:EXT1DC | ✓ |
| PM[1]:INC value | ✓ |
| PM[1]:INTF1 | ✓ |
| PM[1]:INTF2 | ✓ |
| PM[1]:INTF3 | ✓ |
| PM[1]:INTF4 | ✓ |
| PM[1]:INTF5 | ✓ |
| PM[1]:INTF6 | ✓ |
| PM[1]:OFF | ✓ |
| PM[1]:ON | ✓ |
| PM[1]:RETN | ✓ |
| PM[1]:UP | ✓ |
| PM[1]:XFER | ✓ |
| PM[1]? | ✓ |
| PULSE:CAL:ENABLE | ✗ |
| PULSE:CAL:DISABLE | ✗ |
| PULSE:OFF | ✓ |
| PULSE:ON | ✓ |
| PULSE? | ✓ |
| PULSE:CAL? | ✗ |
| RFLV[:VALUE] value | ✓ |
| RFLV:DN | ✓ |
| RFLV:HYST:DISABLE | ✗ |
| RFLV:HYST:ENABLE | ✗ |
| RFLV:INC value | ✓ |
| RFLV:LIMIT[:VALUE] value | ✓ |
| RFLV:LIMIT:DISABLE | ✓ |
| RFLV:LIMIT:ENABLE | ✓ |
| RFLV:LIMIT:SAVE | ✗ |
| RFLV:OFF | ✓ |
| RFLV:OFFS:DISABLE | ✓ |

| Device-specific functions | |
|--|--------|
| Command syntax | Status |
| RFLV:OFFS:ENABLE | ✓ |
| RFLV:OFFS:OFF | ✓ |
| RFLV:OFFS:ON | ✓ |
| RFLV:OFFS:SAVE | ✗ |
| RFLV:OFFS:VALUE value | ✓ |
| RFLV:ON | ✓ |
| RFLV:RETN | ✓ |
| RFLV:TYPE value | ✓ |
| RFLV:UNITS value | ✓ |
| RFLV:UP | ✓ |
| RFLV:XFER | ✓ |
| RFLV? | ✓ |
| RFLV:HYST? | ✗ |
| RFLV:LIMIT? | ✓ |
| RFLV:OFFS? | ✓ |
| SCR? | ✗ |
| SSE value SSE? | ✗ |
| SSR? | ✗ |
| SWEEP:CALC | ✗ |
| SWEEP:CFRQ:STARTvalue | ✓ |
| SWEEP:CFRQ:STEP value | ✓ |
| SWEEP:CFRQ:STOP value | ✓ |
| SWEEP:CFRQ:TIME value | ✓ |
| SWEEP:CONT Remark: Identical to SWEEP:GO. | ✗ |
| SWEEP:GO | ✓ |
| SWEEP:HALT | ✓ |
| SWEEP:INTF:STARTvalue | ✓ |
| SWEEP:INTF:STEP value | ✓ |
| SWEEP:INTF:STOP value | ✓ |
| SWEEP:INTF:TIME value | ✓ |


| Device-specific functions | |
|---|--------|
| Command syntax | Status |
| SWEEP:LFGF:STARTvalue | ✓ |
| SWEEP:LFGF:STEP value | ✓ |
| SWEEP:LFGF:STOP value | ✓ |
| SWEEP:LFGF:TIME value | ✓ |
| SWEEP:MODE value | ✓ |
| SWEEP:RESET | ✓ |
| SWEEP:RFLV:STARTvalue | ✓ |
| SWEEP:RFLV:STEP value | ✓ |
| SWEEP:RFLV:STOP value | ✓ |
| SWEEP:RFLV:TIME value | ✓ |
| SWEEP:TYPE value Remark: CFRQ, RFLV, LFGF, INTF1, INTF2, INTF3, INTF4, INTF5, INTF6 are supported. | ✘ |
| SWEEP? | ✓ |
| SWEEP:CFRQ? | ✓ |
| SWEEP:INTF? | ✓ |
| SWEEP:LFGF? | ✓ |
| SWEEP:RFLV? | ✓ |
| SWEEP? | ✓ |
| TIME? | ✓ |

7 Emulating the IFR 3416










The following tables show the current implementation status of each command. Commands not shown in these tables are not supported.











| IEEE488.2 functions | |
|---|--------|
| Command syntax | Status |
| *CLS | ✓ |
| *ESE value *ESE? Remark: Layout of ESE register corresponds to Rohde & Schwarz signal generator. | ✋ |
| *ESR? Remark: Layout of ESE register corresponds to Rohde & Schwarz signal generator. | ✋ |
| *IDN? Remark: If the response does not match the requirements, a user-specific response to *IDN? and *OPT? can be applied on the instrument's front panel. | ✋ |
| *OPC *OPC? | ✓ |
| *OPT? Remark: If the response does not match the requirements, a user-specific response to *IDN? and *OPT? can be applied on the instrument's front panel. | ✋ |
| *RST | ✓ |
| *SRE value *SRE? Remark: Layout of ESE register corresponds to Rohde & Schwarz signal generator. | ✋ |
| *STB? Remark: Layout of ESE register corresponds to Rohde & Schwarz signal generator. | ✋ |
| *TST? | ✓ |










| Device-specific functions | |
|---|--------|
| Command syntax | Status |
| DIAGnostic:INFormation:OTIMe? | ✓ |
| DIAGnostic:INFormation:OPTions:SOURce? Remark: Return value is always 0,0,0,0,0,0. | ✋ |










| Device-specific functions | |
|--|---|
| Command syntax | Status |
| DIAGnostic:INFormation:OPTions:SYSTem? Remark: Return value is always 0,0,0,0,0,0. |  |
| DISPlay:ANNotation[:ALL] value DISPlay:ANNotation[:ALL]? | ✓ |
| DISPlay:ANNotation:FREQuency value DISPlay:ANNotation:FREQuency? | ✓ |
| DISPlay:ANNotation:POWer value DISPlay:ANNotation:POWer? | ✓ |
| OUTPut:MODulation:AM[1]]2[:STATe] value OUTPut:MODulation:AM[1]]2[:STATe]? Remark: AM[1] is supported. |  |
| OUTPut:MODulation:FM[1]]2[:STATe] value OUTPut:MODulation:FM[1]]2[:STATe]? Remark: FM[1] is supported. |  |
| OUTPut:MODulation:IQ[:STATe] value OUTPut:MODulation:IQ[:STATe]? | ✓ |
| OUTPut:MODulation:PM[1]]2[:STATe] value OUTPut:MODulation:PM[1]]2[:STATe]? Remark: PM[1] is supported. |  |
| OUTPut:MODulation:PULM[:STATe] value OUTPut:MODulation:PULM[:STATe]? | ✓ |
| OUTPut:MODulation:RESet | ✓ |
| OUTPut:MODulation[:STATe] value OUTPut:MODulation[:STATe] | ✓ |
| OUTPut[:POWer]:PROTection:CLEar | ✓ |
| OUTPut[:POWer]:PROTection:TRIPped? | ✓ |
| OUTPut[:POWer][:STATe] value OUTPut[:POWer][:STATe]? | ✓ |
| ROSCillator:INTernal:ADJust[:VALue] value ROSCillator:INTernal:ADJust[:VALue]? | ✓ |
| ROSCillator:SOURce value ROSCillator:SOURce? Remark: INT, EXT10DIR are supported. |  |










| Device-specific functions | |
|--|--------|
| Command syntax | Status |
| [SOURce:]FREQuency[:CW]:FIXed value [SOURce:]FREQuency[:CW]:FIXed? | ✓ |
| [SOURce:]FREQuency[:CW]:FIXed:STEP[:INCRement] value [SOURce:]FREQuency[:CW]:FIXed:STEP[:INCRement]? | ✓ |
| [SOURce:]FREQuency:MODE value [SOURce:]FREQuency:MODE? Remark: CW, FIXed, SWEep are supported. | ✋ |
| [SOURce:]FREQuency:PHASe[:ADJust] value [SOURce:]FREQuency:PHASe[:ADJust]? | ✓ |
| [SOURce:]FREQuency:SWEep:DWELI value [SOURce:]FREQuency:SWEep:DWELI? | ✓ |
| [SOURce:]FREQuency:SWEep:MANual value [SOURce:]FREQuency:SWEep:MANual? | ✓ |
| [SOURce:]FREQuency:SWEep:SPACing value [SOURce:]FREQuency:SWEep:SPACing? | ✓ |
| [SOURce:]FREQuency:SWEep:STARt value [SOURce:]FREQuency:SWEep:STARt? | ✓ |
| [SOURce:]FREQuency:SWEep:STEP[:LINear] value [SOURce:]FREQuency:SWEep:STEP[:LINear]? | ✓ |
| [SOURce:]FREQuency:SWEep:STEP:LOGarithmic value [SOURce:]FREQuency:SWEep:STEP:LOGarithmic? | ✓ |
| [SOURce:]FREQuency:SWEep:STOP value [SOURce:]FREQuency:SWEep:STOP? | ✓ |
| [SOURce:][MODulation:]AM[1]2[:DEPth] value [SOURce:][MODulation:]AM[1]2[:DEPth]? Remark: AM[1] is supported. | ✋ |
| [SOURce:][MODulation:]AM[1]2[:DEPth]:STEP[:INCRement] value [SOURce:][MODulation:]AM[1]2[:DEPth]:STEP[:INCRement]? Remark: AM[1] is supported. | ✋ |
| [SOURce:][MODulation:]AM[1]2:EXTernal:COUPling value [SOURce:][MODulation:]AM[1]2:EXTernal:COUPling? Remark: AM[1] is supported. | ✋ |





| Device-specific functions | |
|--|---|
| Command syntax | Status |
| [SOURCE:][MODulation:]AM[1]2:EXternal:IMPedance value [SOURCE:][MODulation:]AM[1]2:EXternal:IMPedance? Remark: AM[1] is supported. |  |
| [SOURCE:][MODulation:]AM[1]2:INternal:FREQuency[:FIXed] value [SOURCE:][MODulation:]AM[1]2:INternal:FREQuency[:FIXed]? Remark: AM[1] is supported. |  |
| [SOURCE:][MODulation:]AM[1]2:INternal:FREQuency[:FIXed]:STEP[:INCRement] value [SOURCE:][MODulation:]AM[1]2:INternal:FREQuency[:FIXed]:STEP[:INCRement]? Remark: AM[1] is supported. |  |
| [SOURCE:][MODulation:]AM[1]2:INternal:FREQuency:MODE value [SOURCE:][MODulation:]AM[1]2:INternal:FREQuency:MODE? Remark: AM[1] is supported. |  |
| [SOURCE:][MODulation:]AM[1]2:INternal:FREQuency:SWEep:DWELI value [SOURCE:][MODulation:]AM[1]2:INternal:FREQuency:SWEep:DWELI? Remark: AM[1] is supported. |  |
| [SOURCE:][MODulation:]AM[1]2:INternal:FREQuency:SWEep:MANual value [SOURCE:][MODulation:]AM[1]2:INternal:FREQuency:SWEep:MANual? Remark: AM[1] is supported. |  |
| [SOURCE:][MODulation:]AM[1]2:INternal:FREQuency:SWEep:SPACing value [SOURCE:][MODulation:]AM[1]2:INternal:FREQuency:SWEep:SPACing? Remark: AM[1] is supported. |  |
| [SOURCE:][MODulation:]AM[1]2:INternal:FREQuency:SWEep:STARt value [SOURCE:][MODulation:]AM[1]2:INternal:FREQuency:SWEep:STARt? Remark: AM[1] is supported. |  |
| [SOURCE:][MODulation:]AM[1]2:INternal:FREQuency:SWEep:STEP[:LINear] value [SOURCE:][MODulation:]AM[1]2:INternal:FREQuency:SWEep:STEP[:LINear]? Remark: AM[1] is supported. |  |



| Device-specific functions | |
|--|---|
| Command syntax | Status |
| [SOURCE:][MODulation:]AM[1]2:INTERNAL:FREQUENCY:SWEep:STEP:LOGarithmic value [SOURCE:][MODulation:]AM[1]2:INTERNAL:FREQUENCY:SWEep:STEP:LOGarithmic? Remark: AM[1] is supported. |  |
| [SOURCE:][MODulation:]AM[1]2:INTERNAL:FREQUENCY:SWEep:STOP value [SOURCE:][MODulation:]AM[1]2:INTERNAL:FREQUENCY:SWEep:STOP? Remark: AM[1] is supported. |  |
| [SOURCE:][MODulation:]AM[1]2:INTERNAL:FREQUENCY:SWEep:SPACing value [SOURCE:][MODulation:]AM[1]2:INTERNAL:FREQUENCY:SWEep:SPACing? Remark: AM[1] is supported. |  |
| [SOURCE:][MODulation:]AM[1]2:INTERNAL:SHAPE value [SOURCE:][MODulation:]AM[1]2:INTERNAL:SHAPE? Remark: AM[1] is supported. |  |
| [SOURCE:][MODulation:]AM[1]2:SOURCE value [SOURCE:][MODulation:]AM[1]2:SOURCE? Remark: AM[1] is supported. |  |
| [SOURCE:][MODulation:]AM[1]2:STATE value [SOURCE:][MODulation:]AM[1]2:STATE? Remark: AM[1] is supported. |  |
| [SOURCE:][MODulation:]FM[1]2:DEVIation value [SOURCE:][MODulation:]FM[1]2:DEVIation? Remark: AM[1] is supported. |  |
| [SOURCE:][MODulation:]FM[1]2:DEVIation:STEP[:INCRement] value [SOURCE:][MODulation:]FM[1]2:DEVIation:STEP[:INCRement]? Remark: FM[1] is supported. |  |
| [SOURCE:][MODulation:]FM[1]2:EXTernal:COUPling value [SOURCE:][MODulation:]FM[1]2:EXTernal:COUPling? Remark: FM[1] is supported. |  |
| [SOURCE:][MODulation:]FM[1]2:EXTernal:DNULI Remark: FM[1] is supported. |  |



| Device-specific functions | |
|--|---|
| Command syntax | Status |
| [SOURCE:][MODulation:]FM[1]]2:EXTERNAL:IMPedance value [SOURCE:][MODulation:]FM[1]]2:EXTERNAL:IMPedance? Remark: FM[1] is supported. |  |
| [SOURCE:][MODulation:]FM[1]]2:INTERNAL:FREQuency[:FIXed] value [SOURCE:][MODulation:]FM[1]]2:INTERNAL:FREQuency[:FIXed]? Remark: FM[1] is supported. |  |
| [SOURCE:][MODulation:]FM[1]]2:INTERNAL:FREQuency[:FIXed]:STEP[:INCRement] value [SOURCE:][MODulation:]FM[1]]2:INTERNAL:FREQuency[:FIXed]:STEP[:INCRement]? Remark: FM[1] is supported. |  |
| [SOURCE:][MODulation:]FM[1]]2:INTERNAL:FREQuency:MODE value [SOURCE:][MODulation:]FM[1]]2:INTERNAL:FREQuency:MODE? Remark: FM[1] is supported. |  |
| [SOURCE:][MODulation:]FM[1]]2:INTERNAL:FREQuency:SWEEp:DWELI value [SOURCE:][MODulation:]FM[1]]2:INTERNAL:FREQuency:SWEEp:DWELI? Remark: FM[1] is supported. |  |
| [SOURCE:][MODulation:]FM[1]]2:INTERNAL:FREQuency:SWEEp:MANual value [SOURCE:][MODulation:]FM[1]]2:INTERNAL:FREQuency:SWEEp:MANual? Remark: FM[1] is supported. |  |
| [SOURCE:][MODulation:]FM[1]]2:INTERNAL:FREQuency:SWEEp:SPACing value [SOURCE:][MODulation:]FM[1]]2:INTERNAL:FREQuency:SWEEp:SPACing? Remark: FM[1] is supported. |  |
| [SOURCE:][MODulation:]FM[1]]2:INTERNAL:FREQuency:SWEEp:STARt value [SOURCE:][MODulation:]FM[1]]2:INTERNAL:FREQuency:SWEEp:STARt? Remark: FM[1] is supported. |  |
| [SOURCE:][MODulation:]FM[1]]2:INTERNAL:FREQuency:SWEEp:STEP[:LINear] value [SOURCE:][MODulation:]FM[1]]2:INTERNAL:FREQuency:SWEEp:STEP[:LINear]? Remark: FM[1] is supported. |  |


| Device-specific functions | |
|--|---|
| Command syntax | Status |
| [SOURCE:][MODulation:]FM[1]]2:INTERNAL:FREQUENCY:SWEEP:STEP:LOGarithmic value [SOURCE:][MODulation:]FM[1]]2:INTERNAL:FREQUENCY:SWEEP:STEP:LOGarithmic? Remark: FM[1] is supported. |  |
| [SOURCE:][MODulation:]FM[1]]2:INTERNAL:FREQUENCY:SWEEP:STOP value [SOURCE:][MODulation:]FM[1]]2:INTERNAL:FREQUENCY:SWEEP:STOP? Remark: FM[1] is supported. |  |
| [SOURCE:][MODulation:]FM[1]]2:INTERNAL:SHAPE value [SOURCE:][MODulation:]FM[1]]2:INTERNAL:SHAPE? Remark: FM[1] is supported. |  |
| [SOURCE:][MODulation:]FM[1]]2:SOURCE value [SOURCE:][MODulation:]FM[1]]2:SOURCE? Remark: FM[1] is supported. |  |
| [SOURCE:][MODulation:]FM[1]]2:STATE value [SOURCE:][MODulation:]FM[1]]2:STATE? Remark: FM[1] is supported. |  |
| [SOURCE:][MODulation:]PM[1]]2[:DEVIATION] value [SOURCE:][MODulation:]PM[1]]2[:DEVIATION]? Remark: PM[1] is supported. |  |
| [SOURCE:][MODulation:]PM[1]]2[:DEVIATION]:STEP[:INCREMENT] value [SOURCE:][MODulation:]PM[1]]2[:DEVIATION]:STEP[:INCREMENT]? Remark: PM[1] is supported. |  |
| [SOURCE:][MODulation:]PM[1]]2:EXTERNAL:COUPLING value [SOURCE:][MODulation:]PM[1]]2:EXTERNAL:COUPLING? Remark: PM[1] is supported. |  |
| [SOURCE:][MODulation:]PM[1]]2:EXTERNAL:IMPEDANCE value [SOURCE:][MODulation:]PM[1]]2:EXTERNAL:IMPEDANCE? Remark: PM[1] is supported. |  |

| Device-specific functions | |
|--|---|
| Command syntax | Status |
| [SOURce:][MODulation:]PM[1]]2:INTernal:FREQuency[:FIXed] value [SOURce:][MODulation:]PM[1]]2:INTernal:FREQuency[:FIXed]? Remark: PM[1] is supported. |  |
| [SOURce:][MODulation:]PM[1]]2:INTernal:FREQuency[:FIXed]:STEP[:INCRement] value [SOURce:][MODulation:]PM[1]]2:INTernal:FREQuency[:FIXed]:STEP[:INCRement]? Remark: PM[1] is supported. |  |
| [SOURce:][MODulation:]PM[1]]2:INTernal:FREQuency:MODE value [SOURce:][MODulation:]PM[1]]2:INTernal:FREQuency:MODE? Remark: PM[1] is supported. |  |
| [SOURce:][MODulation:]PM[1]]2:INTernal:FREQuency:SWEep:DWELI value [SOURce:][MODulation:]PM[1]]2:INTernal:FREQuency:SWEep:DWELI? Remark: PM[1] is supported. |  |
| [SOURce:][MODulation:]PM[1]]2:INTernal:FREQuency:SWEep:MANual value [SOURce:][MODulation:]PM[1]]2:INTernal:FREQuency:SWEep:MANual? Remark: PM[1] is supported. |  |
| [SOURce:][MODulation:]PM[1]]2:INTernal:FREQuency:SWEep:SPACing value [SOURce:][MODulation:]PM[1]]2:INTernal:FREQuency:SWEep:SPACing? Remark: PM[1] is supported. |  |
| [SOURce:][MODulation:]PM[1]]2:INTernal:FREQuency:SWEep:STARt value [SOURce:][MODulation:]PM[1]]2:INTernal:FREQuency:SWEep:STARt? Remark: PM[1] is supported. |  |
| [SOURce:][MODulation:]PM[1]]2:INTernal:FREQuency:SWEep:STEP[:LINear] value [SOURce:][MODulation:]PM[1]]2:INTernal:FREQuency:SWEep:STEP[:LINear]? Remark: PM[1] is supported. |  |
| [SOURce:][MODulation:]PM[1]]2:INTernal:FREQuency:SWEep:STEP:LOGarithmic value [SOURce:][MODulation:]PM[1]]2:INTernal:FREQuency:SWEep:STEP:LOGarithmic? Remark: PM[1] is supported. |  |

| Device-specific functions | |
|--|---|
| Command syntax | Status |
| [SOURce:][MODulation:]PM[1]2:INTernal:FREQuency:SWEep:STOP value [SOURce:][MODulation:]PM[1]2:INTernal:FREQuency:SWEep:STOP? Remark: PM[1] is supported. |  |
| [SOURce:][MODulation:]PM[1]2:INTernal:SHAPE value [SOURce:][MODulation:]PM[1]2:INTernal:SHAPE? Remark: PM[1] is supported. |  |
| [SOURce:][MODulation:]PM[1]2:SOURce value [SOURce:][MODulation:]PM[1]2:SOURce? Remark: PM[1] is supported. |  |
| [SOURce:][MODulation:]PM[1]2:STATe value [SOURce:][MODulation:]PM[1]2:STATe? Remark: PM[1] is supported. |  |
| [SOURce:][MODulation:]PULM:SOURce value [SOURce:][MODulation:]PULM:SOURce? | ✓ |
| [SOURce:][MODulation:]PULM:STATe value [SOURce:][MODulation:]PULM:STATe? | ✓ |
| [SOURce:]POWER:ALC:STATe value [SOURce:]POWER:ALC:STATe? | ✓ |
| [SOURce:]POWER[:LEVel][:IMMEDIATE][:AMPLitude] value [SOURce:]POWER[:LEVel][:IMMEDIATE][:AMPLitude]? | ✓ |
| [SOURce:]POWER[:LEVel][:IMMEDIATE][:AMPLitude]:STEP[:INCRement] value [SOURce:]POWER[:LEVel][:IMMEDIATE][:AMPLitude]:STEP[:INCRement]? | ✓ |
| [SOURce:]POWER[:LEVel][:IMMEDIATE][:AMPLitude]:OFFSet:ATTenuation value [SOURce:]POWER[:LEVel][:IMMEDIATE][:AMPLitude]:OFFSet:ATTenuation? | ✓ |
| [SOURce:]POWER[:LEVel][:IMMEDIATE][:AMPLitude]:OFFSet:GAIN value [SOURce:]POWER[:LEVel][:IMMEDIATE][:AMPLitude]:OFFSet:GAIN? | ✓ |
| [SOURce:]POWER[:LEVel][:IMMEDIATE][:AMPLitude]:OFFSet:LOSS value [SOURce:]POWER[:LEVel][:IMMEDIATE][:AMPLitude]:OFFSet:LOSS? | ✓ |
| [SOURce:]POWER[:LEVel][:IMMEDIATE][:AMPLitude]:OFFSet:STATe value [SOURce:]POWER[:LEVel][:IMMEDIATE][:AMPLitude]:OFFSet:STATe? | ✓ |
| [SOURce:]POWER:LIMit[:IMMEDIATE][:AMPLitude] value [SOURce:]POWER:LIMit[:IMMEDIATE][:AMPLitude]? | ✓ |

| Device-specific functions | |
|--|---|
| Command syntax | Status |
| [SOURce:]POWer:MODE value [SOURce:]POWer:MODE? Remark: FIXed, SWEep are supported. |  |
| [SOURce:]POWer:SWEep:DWELI value [SOURce:]POWer:SWEep:DWELI? | ✓ |
| [SOURce:]POWer:SWEep:MANual value [SOURce:]POWer:SWEep:MANual? | ✓ |
| [SOURce:]POWer:SWEep:STARt value [SOURce:]POWer:SWEep:STARt? | ✓ |
| [SOURce:]POWer:SWEep:STEP value [SOURce:]POWer:SWEep:STEP? | ✓ |
| [SOURce:]POWer:SWEep:STOP value [SOURce:]POWer:SWEep:STOP? | ✓ |
| [SOURce:]SWEep:ABORt | ✓ |
| [SOURce:]SWEep:INITiate | ✓ |
| [SOURce:]SWEep:OPERation value [SOURce:]SWEep:OPERation? | ✓ |
| [SOURce:]SWEep:RESet | ✓ |
| [SOURce:]SWEep:TRIGger[:MODE] value [SOURce:]SWEep:TRIGger[:MODE]? Remark: OFF, STARt, STEP are supported. |  |
| [SOURce:]SWEep:TRIGger:SLOPe value [SOURce:]SWEep:TRIGger:SLOPe? | ✓ |
| STATus:OPERation:CONDition? | ✓ |
| STATus:OPERation:ENABle value STATus:OPERation:ENABle? | ✓ |
| STATus:OPERation[:EVENT]? | ✓ |
| STATus:OPERation:NTRansition value STATus:OPERation:NTRansition? | ✓ |
| STATus:OPERation:PTRansition value STATus:OPERation:PTRansition? | ✓ |
| STATus:PRESet | ✓ |
| STATus:QUEStionable:CONDition? | ✓ |
| STATus:QUEStionable:ENABle value STATus:QUEStionable:ENABle? | ✓ |

| Device-specific functions | |
|---|---|
| Command syntax | Status |
| STATus:QUEStionable[:EVENT]? | ✓ |
| STATus:QUEStionable:NTRansition value STATus:QUEStionable:NTRansition? | ✓ |
| STATus:QUEStionable:PTRansition value STATus:QUEStionable:PTRansition? | ✓ |
| SYSTem:COMMunicate:ETHernet:ADDRESS value, value SYSTem:COMMunicate:ETHernet:ADDRESS? | ✓ |
| SYSTem:COMMunicate:ETHernet:AUTO value SYSTem:COMMunicate:ETHernet:AUTO? | ✓ |
| SYSTem:COMMunicate:ETHernet:HNAME value SYSTem:COMMunicate:ETHernet:HNAME? | ✓ |
| SYSTem:COMMunicate:ETHernet:MADDRESS value SYSTem:COMMunicate:ETHernet:MADDRESS? | ✓ |
| SYSTem:COMMunicate:GPIB[:SELF]:ADDRESS value SYSTem:COMMunicate:GPIB[:SELF]:ADDRESS? | ✓ |
| SYSTem:COMMunicate:SERial:BAUD value SYSTem:COMMunicate:SERial:BAUD? Remark: Returns the original error code of the Rohde & Schwarz signal generator. |  |
| SYSTem:COMMunicate:SERial:CONTROL:HANDshake value SYSTem:COMMunicate:SERial:CONTROL:HANDshake? Remark: HW, SW are supported. |  |
| SYSTem:COMMunicate:SERial:PARity value SYSTem:COMMunicate:SERial:PARity? | ✓ |
| SYSTem:COMMunicate:SERial:SBITS value SYSTem:COMMunicate:SERial:SBITS? | ✓ |
| SYSTem:ERRor:ALL? | ✓ |
| SYSTem:ERRor:CODE:ALL? | ✓ |
| SYSTem:ERRor:CODE[:NEXT]? | ✓ |
| SYSTem:ERRor:COUNT? | ✓ |
| SYSTem:ERRor[:NEXT]? | ✓ |
| SYSTem:KLOCK value SYSTem:KLOCK? | ✓ |

| Device-specific functions | |
|--|---|
| Command syntax | Status |
| SYSTEM:LANGUage value SYSTEM:LANGUage? Remark: "EXIT" returns to native SCPI mode. |  |
| SYSTEM:PRESet | ✓ |
| SYSTEM:SETTings:FULL:RECall value | ✓ |
| SYSTEM:SETTings:FULL:SAVE value | ✓ |
| UNIT:POWer value UNIT:POWer? | ✓ |
| UNIT:VOLType value UNIT:VOLType? | ✓ |

8 Emulating the Agilent E4428, E4438, N5182

The file system implemented in the E4428 / E4438 / N5181 / N5182 is not compatible with the file system implemented in the SMBV. The SMBV does not support RAM-based file storage; all file contents are stored persistently.

Furthermore, the E4428 / E4438 / N5181 / N5182 directory tree is not compatible with the SMBV directory tree. The following tables show the mapping of the E4428 / E4438 / N5181 / N5182 directory tree to the SMBV directory tree:

| Directory tree mapping | |
|------------------------|------------|
| E4428 / E4438 | SMBV |
| /user/list/ | /var/user/ |
| /user/userflat/ | /var/user/ |

| Directory tree mapping | |
|------------------------|------------|
| N5181 / N5182 | SMBV |
| /user/list/ | /var/user/ |
| /user/userflat/ | /var/user/ |






When E4428 / E4438 / N5181 / N5182 remote application is applied, the corresponding SMBV directory tree is created automatically.

The file format of the E4428 / E4438 / N5181 / N5182 is different than the file format used in the SMBV. Therefore,

- E4428 / E4438 / N5181 / N5182 formatted files must not be transferred via FTP or USB memory to the SMBV.
- E4428 / E4438 / N5181 / N5182 formatted files must be transferred via remote interface, since the remote emulation performs the required conversion to the SMBV file format.

The following tables show the current implementation status of each command. Commands not shown in these tables are not supported.

| IEEE488.2 functions | |
|--|--------|
| Command syntax | Status |
| *CLS | ✓ |
| *ESE value *ESE? Remark: Layout of ESE register corresponds to Rohde & Schwarz signal generator. | ✎ |

| IEEE488.2 functions | |
|---|---|
| Command syntax | Status |
| *ESR? Remark: Layout of ESE register corresponds to Rohde & Schwarz signal generator. |  |
| *IDN? Remark: If the response does not match the requirements, a user-specific response to *IDN? and *OPT? can be applied on the instrument's front panel. |  |
| *OPC *OPC? | ✓ |
| *OPT? Remark: If the response does not match the requirements, a user-specific response to *IDN? and *OPT? can be applied on the instrument's front panel. |  |
| *RST | ✓ |
| *SRE value *SRE? Remark: Layout of ESE register corresponds to Rohde & Schwarz signal generator. |  |
| *STB? Remark: Layout of ESE register corresponds to Rohde & Schwarz signal generator. |  |
| *TRG | ✓ |
| *TST? | ✓ |
| *WAI | ✓ |



| Device-specific functions | |
|---|--------|
| Command syntax | Status |
| ABORt | ✓ |
| CALibration:DCFM | ✓ |
| CALibration:IQ:FULL | ✓ |
| DISPlay:ANNotation:AMPLitude[:STATe] value DISPlay:ANNotation:AMPLitude[:STATe]? | ✓ |
| DISPlay:ANNotation:FREQuency[:STATe] value DISPlay:ANNotation:FREQuency[:STATe]? | ✓ |
| DISPlay:REMote value DISPlay:REMote? | ✓ |
| INITiate:CONTInuous[:ALL] value INITiate:CONTInuous[:ALL]? | ✘ |





| Device-specific functions | |
|---|--------|
| Command syntax | Status |
| INITiate:IMMEDIATE[:ALL] | ✘ |
| MEMory:CATalog[:ALL]? | ✓ |
| MEMory:CATalog:LIST? | ✓ |
| MEMory:CATalog:ULFT? | ✓ |
| MEMory:COPY[:NAME] value, value | ✓ |
| MEMory:DATA value,value MEMory:DATA? value | ✓ |
| MEMory:DATA:BIT value,value,value MEMory:DATA:BIT? value | ✓ |
| MEMory:DATA:UNPRotected value, value MEMory:DATA:UNPRotected? Value Remark: Implementation identical to MEMory:DATA[?]. | ✘ |
| MEMory:DELeTe:ALL | ✓ |
| MEMory:DELeTe:LIST | ✓ |
| MEMory:DELeTe[:NAME] value | ✓ |
| MEMory:DELeTe:ULFT | ✓ |
| MEMory:FREE[:ALL] | ✓ |
| MEMory:LOAD:LIST value | ✓ |
| MEMory:MOVE | ✓ |
| MEMory:STORE:LIST value | ✓ |
| MMEMory:CATalog[:ALL]? value | ✓ |
| MMEMory:COPY value, value | ✓ |
| MMEMory:DATA value, value MMEMory:DATA? value | ✓ |
| MMEMory:DELeTe[:NAME] value | ✓ |
| MMEMory:LOAD:LIST value | ✓ |
| MMEMory:LOAD:MOVE value, value | ✓ |
| MMEMory:STORE:LIST value | ✓ |
| OUTPut:MODulation[:STATe] value OUTPut:MODulation[:STATe]? | ✓ |
| OUTPut[:STATe] value OUTPut[:STATe]? | ✓ |
| [SOURce:]AM[1] [:DEPth][:LINear] value [SOURce:]AM[1] [:DEPth][:LINear]? | ✓ |

| Device-specific functions | |
|--|--------|
| Command syntax | Status |
| [SOURce:]AM[1] [:DEPth]:STEP[:INCRement] value [SOURce:]AM[1] [:DEPth]:STEP[:INCRement]? | ✓ |
| [SOURce:]AM[1]:EXTernal[1]:COUPling value [SOURce:]AM[1]:EXTernal[1]:COUPling? | ✓ |
| [SOURce:]AM[1]:INTernal[1]:FREQUency value [SOURce:]AM[1]:INTernal[1]:FREQUency? | ✓ |
| [SOURce:]AM[1]:INTernal[1]:FREQUency:STEP[:INCRement] value [SOURce:]AM[1]:INTernal[1]:FREQUency:STEP[:INCRement]? | ✓ |
| [SOURce:]AM[1]:INTernal[1]:FUNCTion:SHAPE value [SOURce:]AM[1]:INTernal[1]:FUNCTion:SHAPE? Remark: SINE is supported. | ✎ |
| [SOURce:]AM[1]:INTernal[1]:SWEep:TIME value [SOURce:]AM[1]:INTernal[1]:SWEep:TIME? Remark: Dwell time is assumed. | ✎ |
| [SOURce:]AM[1]:INTernal[1]:SWEep:TRIGger value [SOURce:]AM[1]:INTernal[1]:SWEep:TRIGger? Remark: BUS, EXTernal, IMMEDIATE are supported. | ✎ |
| [SOURce:]AM[1]:SOURce value [SOURce:]AM[1]:SOURce? Remark: EXTernal[1], INTernal[1] are supported. | ✎ |
| [SOURce:]AM[1]:STATe value [SOURce:]AM[1]:STATe? | ✓ |
| [SOURce:]CORRection:FLATness:LOAD value | ✓ |
| [SOURce:]CORRection:FLATness:PAIR value, value {value, value} [SOURce:]CORRection:FLATness:PAIR? | ✓ |
| [SOURce:]CORRection:FLATness:POINts? | ✓ |
| [SOURce:]CORRection:FLATness:PRESet | ✓ |
| [SOURce:]CORRection:FLATness:STORe value | ✓ |
| [SOURce:]CORRection[:STATe] value [SOURce:]CORRection[:STATe]? | ✓ |
| [SOURce:]FM[1][:DEViation] value [SOURce:]FM[1][:DEViation]? Remark: DOWN, MINImum, Numeric, UP are supported. | ✎ |

| Device-specific functions | |
|--|--------|
| Command syntax | Status |
| [SOURce:]FM[1][:DEVIation]:STEP[:INCRement] value [SOURce:]FM[1][:DEVIation]:STEP[:INCRement]? | ✓ |
| [SOURce:]FM[1]2:EXTernal[12:COUPling value [SOURce:]FM[1]2:EXTernal[1]:COUPling? | ✓ |
| [SOURce:]FM[1]:INTernal[1]:FREQUency value [SOURce:]FM[1]:INTernal[1]:FREQUency? | ✓ |
| [SOURce:]FM[1]:INTernal[1]:FREQUency:STEP[:INCRement] value [SOURce:]FM[1]:INTernal[1]:FREQUency:STEP[:INCRement]? | ✓ |
| [SOURce:]FM[1]:INTernal[1]:FUNctIon:SHAPE value [SOURce:]FM[1]:INTernal[1]:FUNctIon:SHAPE? Remark: SINE is supported. | ✎ |
| [SOURce:]FM[1]:INTernal[1]:SWEep:TIME value [SOURce:]FM[1]:INTernal[1]:SWEep:TIME? Remark: Dwell time is assumed. | ✎ |
| [SOURce:]FM[1]:INTernal[1]:SWEep:TRIGger value [SOURce:]FM[1]:INTernal[1]:SWEep:TRIGger? Remark: BUS, EXTernal, IMMEDIATE are supported. | ✎ |
| [SOURce:]FM[1]:SOURce value [SOURce:]FM[1]:SOURce? Remark: EXTernal[1], INTernal[1] are supported. | ✎ |
| [SOURce:]FM[1]:STATe value [SOURce:]FM[1]:STATe? | ✓ |
| [SOURce:]FREQUency[:CW] value [SOURce:]FREQUency[:CW]? | ✓ |
| [SOURce:]FREQUency[:CW]:STEP[:INCRement] value [SOURce:]FREQUency[:CW]:STEP[:INCRement]? | ✓ |
| [SOURce:]FREQUency:FIXed value [SOURce:]FREQUency:FIXed? | ✓ |
| [SOURce:]FREQUency:MODE [SOURce:]FREQUency:MODE? | ✓ |
| [SOURce:]FREQUency:OFFSet value [SOURce:]FREQUency:OFFSet? | ✓ |
| [SOURce:]FREQUency:OFFSet:STATe value [SOURce:]FREQUency:OFFSet:STATe? | ✓ |

| Device-specific functions | |
|--|--------|
| Command syntax | Status |
| [SOURce:]FREQuency:REFEreNce value [SOURce:]FREQuency:REFEreNce? | ✓ |
| [SOURce:]FREQuency:REFEreNce:STATe value [SOURce:]FREQuency:REFEreNce:STATe? | ✓ |
| [SOURce:]FREQuency:STARt value [SOURce:]FREQuency:STARt? | ✓ |
| [SOURce:]FREQuency:STOP value [SOURce:]FREQuency:STOP? | ✓ |
| [SOURce:]LFOuTput:AMPLitude value [SOURce:]LFOuTput:AMPLitude? | ✓ |
| [SOURce:]LFOuTput:FUNCTion[1]:FREQuency value [SOURce:]LFOuTput:FUNCTion[1]:FREQuency? | ✓ |
| [SOURce:]LFOuTput:FUNCTion[1]:FREQuency:STEP[:INCRement] value [SOURce:]LFOuTput:FUNCTion[1]:FREQuency:STEP[:INCRement]? | ✓ |
| [SOURce:]LFOuTput:FUNCTion[1]:PERiod value [SOURce:]LFOuTput:FUNCTion[1]:PERiod? | ✓ |
| [SOURce:]LFOuTput:FUNCTion[1]:PERiod:STEP[:INCRement] value [SOURce:]LFOuTput:FUNCTion[1]:PERiod:STEP[:INCRement]? | ✓ |
| [SOURce:]LFOuTput:FUNCTion[1]:PWIDth value [SOURce:]LFOuTput:FUNCTion[1]:PWIDth? | ✓ |
| [SOURce:]LFOuTput:FUNCTion[1]:PWIDth:STEP[:INCRement] value [SOURce:]LFOuTput:FUNCTion[1]:PWIDth:STEP[:INCRement]? | ✓ |
| [SOURce:]LFOuTput:FUNCTion[1]:SHAPE value [SOURce:]LFOuTput:FUNCTion[1]:SHAPE? Remark: SINE is supported. | ✎ |
| [SOURce:]LFOuTput:FUNCTion[1]:SWEep:TRIGger value [SOURce:]LFOuTput:FUNCTion[1]:SWEep:TRIGger? Remark: BUS, EXtErnal, IMMEdiate are supported. | ✎ |
| [SOURce:]LFOuTput:FUNCTion[1]:SOURce value [SOURce:]LFOuTput:FUNCTion[1]:SOURce? Remark: INTErnal[1] is supported. | ✎ |
| [SOURce:]LFOuTput:FUNCTion[1]:STATe value [SOURce:]LFOuTput:FUNCTion[1]:STATe? | ✓ |
| [SOURce:]LIST:DIRection? | ✘ |

| Device-specific functions | |
|--|---|
| Command syntax | Status |
| [SOURce:]LIST:DWELI value {,value} [SOURce:]LIST:DWELI? Remark: First parameter value is evaluated, rest is ignored. |  |
| [SOURce:]LIST:DWELI:POINTs? | ✓ |
| [SOURce:]LIST:DWELI:TYPE value [SOURce:]LIST:DWELI:TYPE? | ✓ |
| [SOURce:]LIST:FREQuency value {,value} [SOURce:]LIST:FREQuency? | ✓ |
| [SOURce:]LIST:FREQuency:POINTs? | ✓ |
| [SOURce:]LIST:MODE value [SOURce:]LIST:MODE? | ✓ |
| [SOURce:]LIST:POWer value {,value} [SOURce:]LIST:POWer? | ✓ |
| [SOURce:]LIST:POWer:POINTs? | ✓ |
| [SOURce:]LIST:TYPE value [SOURce:]LIST:TYPE? | ✓ |
| [SOURce:]LIST:TYPE:LIST:INITialize:FSTep | ✓ |
| [SOURce:]LIST:TYPE:LIST:INITialize:PREset | ✓ |
| [SOURce:]PHASe[:ADJust] value [SOURce:]PHASe[:ADJust]? | ✓ |
| [SOURce:]PHASe:REFerence | ✓ |
| [SOURce:]PM[1][:DEViation] value [SOURce:]PM[1][:DEViation]? Remark: DOWN, MINImum, Numeric, UP are supported. |  |
| [SOURce:]PM[1][:DEViation]:STEP[:INCRement] value [SOURce:]PM[1][:DEViation]:STEP[:INCRement]? | ✓ |
| [SOURce:]PM[1]:EXTernal[1]:COUPling value [SOURce:]PM[1]:EXTernal[1]:COUPling? | ✓ |
| [SOURce:]PM[1]:INTernal[1]:FREQuency value [SOURce:]PM[1]:INTernal[1]:FREQuency? | ✓ |
| [SOURce:]PM[1]:INTernal[1]:FREQuency:STEP[:INCRement] value [SOURce:]PM[1]:INTernal[1]:FREQuency:STEP[:INCRement]? | ✓ |

| Device-specific functions | |
|--|---|
| Command syntax | Status |
| [SOURce:]PM[1]:INTErnal[1]:FUNctIon:SHAPE value [SOURce:]PM[1]:INTErnal[1]:FUNctIon:SHAPE? Remark: SINE is supported. |  |
| [SOURce:]PM[1]:INTErnal[1]:SWEep:TIME value [SOURce:]PM[1]:INTErnal[1]:SWEep:TIME? Remark: Dwell time is assumed. |  |
| [SOURce:]PM[1]:INTErnal[1]:SWEep:TRIGger value [SOURce:]PM[1]:INTErnal[1]:SWEep:TRIGger? Remark: BUS, EXTErnal, IMMEDIATE are supported. |  |
| [SOURce:]PM[1]:SOURce value [SOURce:]PM[1]:SOURce? Remark: EXTErnal[1], INTErnal[1] are supported. |  |
| [SOURce:]FM[1]:STATe value [SOURce:]FM[1]:STATe? | ✓ |
| [SOURce:]POWer:ALC[:STATe] value [SOURce:]POWer:ALC[:STATe]? | ✓ |
| [SOURce:]POWer:ATTenuation value [SOURce:]POWer:ATTenuation? | ✓ |
| [SOURce:]POWer:ATTenuation:AUTO value [SOURce:]POWer:ATTenuation:AUTO? | ✓ |
| [SOURce:]POWer[:LEVel][:IMMEDIATE][:AMPLitude] value [SOURce:]POWer[:LEVel][:IMMEDIATE][:AMPLitude]? | ✓ |
| [SOURce:]POWer[:LEVel][:IMMEDIATE][:AMPLitude]:STEP[:INCRement] value [SOURce:]POWer[:LEVel][:IMMEDIATE][:AMPLitude]:STEP[:INCRement]? | ✓ |
| [SOURce:]POWer[:LEVel][:IMMEDIATE]:OFFSet value [SOURce:]POWer[:LEVel][:IMMEDIATE]:OFFSet? | ✓ |
| [SOURce:]POWer:MODE value [SOURce:]POWer:MODE? | ✓ |
| [SOURce:]POWer:REFerence value [SOURce:]POWer:REFerence? | ✓ |
| [SOURce:]POWer:REFerence:STATe value [SOURce:]POWer:REFerence:STATe? | ✓ |
| [SOURce:]POWer:STARt value [SOURce:]POWer:STARt? | ✓ |

| Device-specific functions | |
|--|--------|
| Command syntax | Status |
| [SOURce:]POWER:STOP value [SOURce:]POWER:STOP? | ✓ |
| [SOURce:]PULM:EXTernal:POLarity value [SOURce:]PULM:EXTernal:POLarity? | ✓ |
| [SOURce:]PULM:INTernal[1]:FREQuency value [SOURce:]PULM:INTernal[1]:FREQuency? | ✓ |
| [SOURce:]PULM:INTernal[1]:FREQuency:STEP[:INCRement] value [SOURce:]PULM:INTernal[1]:FREQuency:STEP[:INCRement]? | ✓ |
| [SOURce:]PULM:INTernal[1]:FUNction:SHAPE value [SOURce:]PULM:INTernal[1]:FUNction:SHAPE? Remark: SQUare is supported. | ✎ |
| [SOURce:]PULM:INTernal[1]:PERiod value [SOURce:]PULM:INTernal[1]:PERiod? | ✓ |
| [SOURce:]PULM:INTernal[1]:PERiod:STEP[:INCRement] value [SOURce:]PULM:INTernal[1]:PERiod:STEP[:INCRement]? | ✓ |
| [SOURce:]PULM:INTernal[1]:PWIDth value [SOURce:]PULM:INTernal[1]:PWIDth? | ✓ |
| [SOURce:]PULM:INTernal[1]:PWIDth:STEP[:INCRement] value [SOURce:]PULM:INTernal[1]:PWIDth:STEP[:INCRement]? | ✓ |
| [SOURce:]PULM:INTernal[1]:SOURce value [SOURce:]PULM:INTernal[1]:SOURce? Remark: EXTernal[1], INTernal are supported. | ✎ |
| [SOURce:]RADio:ALL:OFF | ✓ |
| [SOURce:]RADio:CUSTom:ALPHa value [SOURce:]RADio:CUSTom:ALPHa? | ✓ |
| [SOURce:]RADio:CUSTom:BBT value [SOURce:]RADio:CUSTom:BBT? | ✓ |
| [SOURce:]RADio:CUSTom:DATA value [SOURce:]RADio:CUSTom:DATA? Remark: PN9, PN11, PN15, PN20, PN23, FIX4, P4, P8, P16, P32, <filename> are supported. If <filename> is selected, corresponding data must be transferred via MEM:DATA:BIT. | ✎ |
| [SOURce:]RADio:CUSTom:DATA:FIX4 value [SOURce:]RADio:CUSTom:DATA:FIX4? | ✓ |
| [SOURce:]RADio:CUSTom:DENCode value [SOURce:]RADio:CUSTom:DENCode? | ✓ |





| Device-specific functions | |
|--|--------|
| Command syntax | Status |
| [SOURce:]:RADio:CUSTom:EREFerence value [SOURce:]:RADio:CUSTom:EREFerence? | ✓ |
| [SOURce:]:RADio:CUSTom:FILTer value [SOURce:]:RADio:CUSTom:FILTer? Remark: RNYQuist, NYQuist, GAUSSian, RECTangle are supported. | ✎ |
| [SOURce:]:RADio:CUSTom:MODulation:ASK[:DEPTh] value [SOURce:]:RADio:CUSTom:MODulation:ASK[:DEPTh]? | ✓ |
| [SOURce:]:RADio:CUSTom:MODulation:FSK[:DEViation] value [SOURce:]:RADio:CUSTom:MODulation:FSK[:DEViation]? | ✓ |
| [SOURce:]:RADio:CUSTom:MODulation:TYPE value [SOURce:]:RADio:CUSTom:MODulation:TYPE? Remark: BPSK, QPSK, OQPSK, P4DQPSK, PSK8, MSK, FSK2, FSK4, QAM16, QAM32, QAM64, QAM128, QAM128 are supported. | ✎ |
| [SOURce:]:RADio:CUSTom:SRATe value [SOURce:]:RADio:CUSTom:SRATe? | ✓ |
| [SOURce:]:RADio:CUSTom[:STATe] value [SOURce:]:RADio:CUSTom[:STATe]? | ✓ |
| [SOURce:]:ROSCillator:SOURce value [SOURce:]:ROSCillator:SOURce? | ✓ |
| [SOURce:]:ROSCillator:SOURce value [SOURce:]:ROSCillator:SOURce? | ✓ |
| [SOURce:]SWEep:DWELl value [SOURce:]SWEep:DWELl? | ✓ |
| [SOURce:]SWEep:POINts value [SOURce:]SWEep:POINts? | ✓ |
| STATus:OPERation:CONDition? | ✓ |
| STATus:OPERation:ENABle value STATus:OPERation:ENABle? | ✓ |
| STATus:OPERation[:EVENT]? | ✓ |
| STATus:OPERation:NTRansition value STATus:OPERation: NTRansition? | ✓ |
| STATus:OPERation:PTRansition value STATus:OPERation: PTRansition? | ✓ |
| STATus:PRESet | ✓ |
| STATus:QUEStionable:CONDition? | ✓ |

| Device-specific functions | |
|---|--------|
| Command syntax | Status |
| STATus:QUEStionable:ENABLE value STATus:QUEStionable:ENABLE? | ✓ |
| STATus:QUEStionable[:EVENT]? | ✓ |
| STATus:QUEStionable:NTRansition value STATus:QUEStionable: NTRansition? | ✓ |
| STATus:QUEStionable:PTRansition value STATus:QUEStionable: PTRansition? | ✓ |
| SYSTem:CAPability? | ✘ |
| SYSTem:COMMunicate:GPIB:ADDRess value SYSTem:COMMunicate:GPIB:ADDRess? | ✓ |
| SYSTem:COMMunicate:GTLocal | ✓ |
| SYSTem:COMMunicate:LAN:CONFig value SYSTem:COMMunicate:LAN:CONFig? | ✓ |
| SYSTem:COMMunicate:LAN:GATeway value SYSTem:COMMunicate:LAN:GATeway? | ✓ |
| SYSTem:COMMunicate:LAN:HOSTname value SYSTem:COMMunicate:LAN:HOSTname? | ✓ |
| SYSTem:COMMunicate:LAN:IP value SYSTem:COMMunicate:LAN:IP? | ✓ |
| SYSTem:COMMunicate:LAN:SUBNet value SYSTem:COMMunicate:LAN:SUBNet? | ✓ |
| SYSTem:COMMunicate:SERial:BAUD value SYSTem:COMMunicate:SERial:BAUD? | ✓ |
| SYSTem:DATE value SYSTem:DATE? | ✓ |
| SYSTem:ERRor:CODE[:NEXT]? | ✎ |
| Remark: Returns the original error code of the Rohde & Schwarz signal generator. | ✎ |
| SYSTem:ERRor[:NEXT]? | ✎ |
| Remark: Returns the original error message of the Rohde & Schwarz signal generator. | ✎ |
| SYSTem:IDN value SYSTem:IDN? | ✓ |
| SYSTem:OPT value SYSTem:OPT? | ✓ |
| SYSTem:PDOWn | ✓ |
| SYSTem:PRESet | ✓ |

| Device-specific functions | |
|--|--------|
| Command syntax | Status |
| SYSTem:PRESet:ALL | ✓ |
| SYSTem:SECurity:DISPlay value SYSTem:SECurity:DISPlay? | ✓ |
| SYSTem:TIME value SYSTem:TIME? | ✓ |
| SYSTem:VERSion? | ✓ |
| TRIGger[:SEQuence][:IMMediate] | ✓ |
| TRIGger[:SEQuence]:SLOPe value TRIGger[:SEQuence]:SLOPe? | ✓ |
| TRIGger[:SEQuence]:SOURce value TRIGger[:SEQuence]:SOURce? Remark: BUS, EXTernal, IMMEDIATE are supported. | ✎ |
| UNIT:POWer value UNIT:POWer? Remark: DB, DBM, DBV, DBMV, DBUV, V, MV, UV are supported. | ✎ |

9 Emulating the Hewlett-Packard 8642

The following tables show the current implementation status of each command. Commands not shown in these tables are not supported.

| Device-specific functions | |
|---|---|
| Command syntax | Status |
| AA value Remark: Units DB, DM, DU, MV, VL are supported. |  |
| AB value Remark: Units DB, DM, DU, MV, VL are supported. |  |
| AM value | ✓ |
| AP value Remark: Units DB, DM, DU, MV, VL are supported. |  |
| BA | ✓ |
| BD | ✓ |
| DN | ✓ |
| EMOF | ✓ |
| EMON | ✓ |
| FA value | ✓ |
| FB value | ✓ |
| FM value | ✓ |
| FR value | ✓ |
| IP | ✓ |
| IS value Remark: HZ, GZ, KZ, MZ, DB are supported. |  |
| MF value | ✓ |
| ML value | ✓ |
| NT | ✓ |
| OF | ✓ |
| ON | ✓ |
| PM value | ✓ |
| PL | ✓ |

| Device-specific functions | |
|---------------------------|--------|
| Command syntax | Status |
| RA value | ✓ |
| RF value | ✓ |
| XA | ✓ |
| XD | ✓ |
| UP | ✓ |

10 Emulating the Hewlett-Packard 8643-8645, 8664/8665

The following tables show the current implementation status of each command. Commands not shown in these tables are not supported.

| IEEE488.2 functions | |
|---|--------|
| Command syntax | Status |
| *CAL? | ✓ |
| *CLS | ✓ |
| *ESE value *ESE? | ✓ |
| *ESR? | ✓ |
| *IDN? Remark: If the response does not match the requirements, a user-specific response to *IDN? and *OPT? can be applied on the instrument's front panel. | ✎ |
| *OPC *OPC? | ✓ |
| *OPT? Remark: If the response does not match the requirements, a user-specific response to *IDN? and *OPT? can be applied on the instrument's front panel. | ✎ |
| *RCL value | ✓ |
| *RST | ✓ |
| *SAV value | ✓ |
| *SRE value *SRE? | ✓ |
| *STB? | ✓ |
| *TST? | ✓ |
| *WAI | ✓ |

| Device-specific functions | |
|--|--------|
| Command syntax | Status |
| [SOURce:]AM:COUPling value [SOURce:]AM:COUPling? Remark: AC, DC are supported. | ✎ |

| Device-specific functions | |
|---|--------|
| Command syntax | Status |
| [SOURce:]AM[:DEPT] value [SOURce:]AM[:DEPT]? | ✓ |
| [SOURce:]AM[:DEPT]:STEP[:INCRement] value [SOURce:]AM[:DEPT]:STEP[:INCRement]? | ✓ |
| [SOURce:]AM:FREQuency value [SOURce:]AM:FREQuency? | ✓ |
| [SOURce:]AM:FREQuency:STEP[:INCRement] value [SOURce:]AM:FREQuency:STEP[:INCRement]? | ✓ |
| [SOURce:]AM:SOURce value [SOURce:]AM:SOURce? | ✓ |
| [SOURce:]AM:STATe value [SOURce:]AM:STATe? | ✓ |
| AMPLitude POWER[:OUT]:ATTenuation value AMPLitude POWER[:OUT]:ATTenuation? | ✓ |
| AMPLitude POWER[:OUT]:ATTenuation:AUTO value AMPLitude POWER[:OUT]:ATTenuation:AUTO? | ✓ |
| AMPLitude POWER[:OUT]:GAIN value AMPLitude POWER[:OUT]:GAIN? | ✓ |
| AMPLitude POWER[:OUT][:LEVel] value AMPLitude POWER[:OUT][:LEVel]? | ✓ |
| AMPLitude POWER[:OUT][:LEVel]:STEP[:INCRement] value AMPLitude POWER[:OUT][:LEVel]:STEP[:INCRement]? | ✓ |
| AMPLitude POWER[:OUT][:LEVel]:STEP:UNIT value AMPLitude POWER[:OUT][:LEVel]:STEP:UNIT? | ✓ |
| AMPLitude POWER[:OUT]:STATe value AMPLitude POWER[:OUT]:STATe? | ✓ |
| AMPLitude POWER[:OUT]:ULIMit value AMPLitude POWER[:OUT]:ULIMit? | ✓ |
| AMPLitude POWER[:OUT]:UNIT value AMPLitude POWER[:OUT]:UNIT? | ✓ |
| AMPLitude POWER:SOURce:ATTenuation value AMPLitude POWER:SOURce:ATTenuation? | ✓ |
| AMPLitude POWER:SOURce:ATTenuation:AUTO value AMPLitude POWER:SOURce:ATTenuation:AUTO? | ✓ |
| AMPLitude POWER:SOURce:GAIN value AMPLitude POWER:SOURce:GAIN? | ✓ |

| Device-specific functions | |
|--|--------|
| Command syntax | Status |
| AMPLitude POWer:SOURce[:LEVel] value AMPLitude POWer:SOURce[:LEVel]? | ✓ |
| AMPLitude POWer:SOURce[:LEVel]:STEP[:INCRement] value AMPLitude POWer:SOURce[:LEVel]:STEP[:INCRement]? | ✓ |
| AMPLitude POWer:SOURce[:LEVel]:STEP:UNIT value AMPLitude POWer:SOURce[:LEVel]:STEP:UNIT? | ✓ |
| AMPLitude POWer:SOURce:STATe value AMPLitude POWer:SOURce:STATe? | ✓ |
| AMPLitude POWer:SOURce:UNIT value AMPLitude POWer:SOURce:UNIT? | ✓ |
| CALibration:ALL? | ✓ |
| DISPlay:ANNotation[:ALL] value DISPlay:ANNotation[:ALL]? | ✓ |
| DISPlay:ANNotation:AMPLitude value DISPlay:ANNotation:AMPLitude? | ✓ |
| DISPlay:ANNotation:FREQuency value DISPlay:ANNotation:FREQuency? | ✓ |
| DISPlay:STATe value DISPlay:STATe? | ✓ |
| [SOURce:]FM:COUPling value [SOURce:]FM:COUPling? Remark: AC, DC are supported. | ✎ |
| [SOURce:]FM[:DEViation] value [SOURce:]FM[:DEViation]? Remark: Numeric, UP, DOWN, MINIMUM are supported. | ✎ |
| [SOURce:]FM[:DEViation]:STEP[:INCRement] value [SOURce:]FM[:DEViation]:STEP[:INCRement]? | ✓ |
| [SOURce:]FM:FREQuency value [SOURce:]FM:FREQuency? | ✓ |
| [SOURce:]FM:FREQuency:STEP[:INCRement] value [SOURce:]FM:FREQuency:STEP[:INCRement]? | ✓ |
| [SOURce:]FM:SOURce value [SOURce:]FM:SOURce? | ✓ |
| [SOURce:]FM:STATe value [SOURce:]FM:STATe? | ✓ |

| Device-specific functions | |
|---|--------|
| Command syntax | Status |
| [[:SOURce:]]FREQUency:CENTer value [:SOURce:]FREQUency:CENTer? | ✓ |
| [[:SOURce:]]FREQUency:CENTer:STEP[:INCRement] value [:SOURce:]FREQUency:CENTer:STEP[:INCRement]? | ✓ |
| [[:SOURce:]]FREQUency[:CW] value [:SOURce:]FREQUency[:CW]? | ✓ |
| [[:SOURce:]]FREQUency[:CW]:STEP[:INCRement] value [:SOURce:]FREQUency[:CW]:STEP[:INCRement]? | ✓ |
| [[:SOURce:]]FREQUency:INSTantaneous? | ✓ |
| [[:SOURce:]]FREQUency:MANual value [:SOURce:]FREQUency:MANual? | ✓ |
| [[:SOURce:]]FREQUency:MODE value [:SOURce:]FREQUency:MODE? Remark: Handling of INITIalize and TRIGger is different. | ✎ |
| [[:SOURce:]]FREQUency:OFFSet value [:SOURce:]FREQUency:OFFSet? | ✓ |
| [[:SOURce:]]FREQUency:SPAN value [:SOURce:]FREQUency:SPAN? | ✓ |
| [[:SOURce:]]FREQUency:SPAN:STEP[:INCRement] value [:SOURce:]FREQUency:SPAN:STEP[:INCRement]? | ✓ |
| [[:SOURce:]]FREQUency:STARt value [:SOURce:]FREQUency:STARt? | ✓ |
| [[:SOURce:]]FREQUency:STARt:STEP[:INCRement] value [:SOURce:]FREQUency:STARt:STEP[:INCRement]? | ✓ |
| [[:SOURce:]]FREQUency:STOP value [:SOURce:]FREQUency:STOP? | ✓ |
| [[:SOURce:]]FREQUency:STOP:STEP[:INCRement] value [:SOURce:]FREQUency:STOP:STEP[:INCRement]? | ✓ |
| INITIalize:ABORt Remark: Handling of INITIalize and TRIGger is different. | ✎ |
| INITIalize[:IMMediate] Remark: Handling of INITIalize and TRIGger is different. | ✎ |

| Device-specific functions | |
|---|--------|
| Command syntax | Status |
| INITialize:MODE value INITialize:MODE? Remark: Handling of INITialize and TRIGger is different. | ✎ |
| INITialize:STATe value INITialize:STATe? Remark: Handling of INITialize and TRIGger is different. | ✎ |
| LFSource[:FREQuency] value LFSource[:FREQuency]? | ✓ |
| LFSource[:FREQuency]:STEP[:INCRement] value LFSource[:FREQuency]:STEP[:INCRement]? | ✓ |
| LFSource:LEVel value LFSource:LEVel? | ✓ |
| LFSource:LEVel:STEP[:INCRement] value LFSource:LEVel:STEP[:INCRement]? | ✓ |
| LFSource:STATe value LFSource:STATe? | ✓ |
| LFSource:WAVEform value LFSource:WAVEform ? Remark: SINE is supported. | ✎ |
| MODulation[:STATe] value MODulation[:STATe]? | ✓ |
| PHASe[:ADJust] value PHASe[:ADJust]? | ✓ |
| PHASe[:ADJust]:STEP[:INCRement] value PHASe[:ADJust]:STEP[:INCRement]? | ✓ |
| PHASe:REFerence | ✓ |
| [SOURce:]PM:COUPling value [SOURce:]PM:COUPling? Remark: AC, DC are supported. | ✎ |
| [SOURce:]PM[:DEViation] value [SOURce:]PM[:DEViation]? | ✓ |
| [SOURce:]PM[:DEViation]:STEP[:INCRement] value [SOURce:]PM[:DEViation]:STEP[:INCRement]? | ✓ |

| Device-specific functions | |
|---|--------|
| Command syntax | Status |
| [SOURce:]PM:FREQuency value [SOURce:]PM:FREQuency? | ✓ |
| [SOURce:]PM:FREQuency:STEP[:INCRement] value [SOURce:]PM:FREQuency:STEP[:INCRement]? | ✓ |
| [SOURce:]PM:SOURce value [SOURce:]PM:SOURce? | ✓ |
| [SOURce:]PM:STATe value [SOURce:]PM:STATe? | ✓ |
| PULSe:DELay value PULSe:DELay? | ✓ |
| PULSe:DELay:STEP[:INCRement] value PULSe:DELay:STEP[:INCRement]? | ✓ |
| PULSe:FREQuency value PULSe:FREQuency? | ✓ |
| PULSe:FREQuency:STEP[:INCRement] value PULSe:FREQuency:STEP[:INCRement]? | ✓ |
| PULSe:SLOPe value PULSe:SLOPe ? Remark: POSitive, NEGative are supported. | ✎ |
| PULSe:SOURce value PULSe:SOURce? Remark: INTernal, EXTernal are supported. | ✎ |
| PULSe[:STATe] value PULSe[:STATe]? | ✓ |
| PULSe:WIDTh value PULSe:WIDTh? | ✓ |
| PULSe:WIDTh:STEP[:INCRement] value PULSe:WIDTh:STEP[:INCRement]? | ✓ |
| ROSCillator:CALibration value ROSCillator:CALibration? | ✓ |
| ROSCillator:CALibration:STEP[:INCRement] value ROSCillator:CALibration:STEP[:INCRement]? | ✓ |
| ROSCillator:SOURce value ROSCillator:SOURce? | ✓ |

| Device-specific functions | |
|--|--------|
| Command syntax | Status |
| SWEep[:FREQuency]:MODE value SWEep[:FREQuency]:MODE? | ✓ |
| SWEep[:FREQuency]:SPACing value SWEep[:FREQuency]:SPACing? | ✓ |
| SWEep[:FREQuency]:TIME value SWEep[:FREQuency]:TIME? Remark: Numeric, MAXimum, MINimum are supported. Numeric items 1-2-5-10 are supported. Sweep time is divided into dwell time and count. | ☞ |
| SWEep[:FREQuency]:TIME:STEP[:INCRement]? | ✓ |
| SWEep[:FREQuency]:TIME:STEP:MODE? | ✓ |
| SYSTem:ERRor? Remark: Returns the original error message of the Rohde & Schwarz signal generator. | ☞ |
| TSWeep | ✓ |

11 Emulating the Hewlett-Packard 8647/8648



The following tables show the current implementation status of each command. Commands not shown in these tables are not supported.

| IEEE488.2 functions | |
|---|----------------|
| Status | Command syntax |
| *CAL? | ✓ |
| *CLS | ✓ |
| *ESE value *ESE? | ✓ |
| *ESR? | ✓ |
| *IDN? Remark: If the response does not match the requirements, a user-specific response to *IDN? and *OPT? can be applied on the instrument's front panel. | ✘ |
| *OPC *OPC? Wait for/query completion of command. | ✓ |
| *OPT? Remark: If the response does not match the requirements, a user-specific response to *IDN? and *OPT? can be applied on the instrument's front panel. | ✘ |
| *RCL value | ✓ |
| *RST | ✓ |
| *SAV value | ✓ |
| *SRE value *SRE? | ✓ |
| *STB? | ✓ |
| *TST? | ✓ |
| *WAI | ✓ |

| Device-specific functions | |
|---|--------|
| Command syntax | Status |
| [SOURce:]AM[:DEPT] value [SOURce:]AM[:DEPT]? | ✓ |
| [SOURce:]AM:EXTernal:COUPling value [SOURce:]AM:EXTernal:COUPling? | ✓ |

| Device-specific functions | |
|--|--------|
| Command syntax | Status |
| [SOURce:]AM:INTernal[1]:FREQuency value [SOURce:]AM:INTernal[1]:FREQuency? | ✓ |
| [SOURce:]AM:INTernal[1]:FUNCTion:SHAPe value [SOURce:]AM:INTernal[1]:FUNCTion:SHAPe? Remark: SINe is supported. | ✎ |
| [SOURce:]AM:SOURce value [SOURce:]AM:SOURce? Remark: INTernal[1], EXTernal are supported. | ✎ |
| [SOURce:]AM:STATe value [SOURce:]AM:STATe? | ✓ |
| [SOURce:]CAL:DCFM Remark: The elimination process takes about 10 s. | ✎ |
| [SOURce:]FM[:DEVIation] value [SOURce:]FM[:DEVIation]? | ✓ |
| [SOURce:]FM:EXTernal:COUPling value [SOURce:]FM:EXTernal:COUPling? | ✓ |
| [SOURce:]FM:INTernal[1]:FREQuency value [SOURce:]FM:INTernal[1]:FREQuency? | ✓ |
| [SOURce:]FM:INTernal[1]:FUNCTion:SHAPe value. [SOURce:]FM:INTernal[1]:FUNCTion:SHAPe? Remark: SINe is supported. | ✎ |
| [SOURce:]FM:SOURce value [SOURce:]FM:SOURce? Remark: INTernal[1], EXTernal are supported. | ✎ |
| [SOURce:]FM:STATe value [SOURce:]FM:STATe? | ✓ |
| [SOURce:]FREQuency[:CW :FIXed] value [SOURce:]FREQuency[:CW :FIXed]? | ✓ |
| [SOURce:]FREQuency:REFerence value [SOURce:]FREQuency:REFerence? | ✓ |
| [SOURce:]FREQuency:REFerence:STATe value [SOURce:]FREQuency:REFerence:STATe? | ✓ |



| Device-specific functions | |
|---|--------|
| Command syntax | Status |
| OUTPut[:STATe] value OUTPut[:STATe]? | ✓ |
| [SOURce:]PM[:DEVIation] value [SOURce:]PM[:DEVIation]? | ✓ |
| [SOURce:]PM:EXTernal:COUPling value [SOURce:]PM:EXTernal:COUPling? | ✓ |
| [SOURce:]PM:INTernal[1]:FREQuency value [SOURce:]PM:INTernal[1]:FREQuency? | ✓ |
| [SOURce:]PM:INTernal[1]:FUNCTion:SHAPE value [SOURce:]PM:INTernal[1]:FUNCTion:SHAPE? Remark: SINe is supported. | ✘ |
| [SOURce:]PM:SOURce value [SOURce:]PM:SOURce? Remark: INTernal[1], EXTernal are supported. | ✘ |
| [SOURce:]PM:STATe value [SOURce:]PM:STATe? | ✓ |
| [SOURce:]POWER:ATTenuation:AUTO value [SOURce:]POWER:ATTenuation:AUTO? | ✓ |
| [SOURce:]POWER[:LEVel][:IMMEDIATE][:AMPLitude] value [SOURce:]POWER[:LEVel][:IMMEDIATE][:AMPLitude]? | ✓ |
| [SOURce:]POWER:REFerence value [SOURce:]POWER:REFerence? | ✓ |
| [SOURce:]POWER:REFerence:STATe value [SOURce:]POWER:REFerence:STATe? | ✓ |
| [SOURce:]PULM:STATe value [SOURce:]PULM:STATe? | ✓ |
| STATus:OPERation[:EVENT]? | ✓ |
| STATus: OPERation:CONDition? | ✓ |
| STATus: OPERation:ENABle value STATus: OPERation:ENABle? | ✓ |
| STATus:QUEStionalbe[:EVENT]? | ✓ |
| STATus: QUEStionalbe:CONDition? | ✓ |
| STATus: QUEStionalbe:ENABle value STATus: QUEStionalbe:ENABle? | ✓ |

| Device-specific functions | |
|--|---|
| Command syntax | Status |
| SYSTem:ERRor? Remark: Returns the original error message of the Rohde & Schwarz signal generator. |  |
| SYSTem:LANGuage value SYSTem:LANGuage? Remark: On select, only "EXIT" is supported (to return to the instrument's native SCPI language). On query, always "SCPI" is returned. |  |
| SYSTem:VERSion? | ✓ |

12 Emulating the Hewlett-Packard 8656/8657

The following tables show the current implementation status of each command. Commands not shown in these tables are not supported.

| Device-specific functions | |
|---|--------|
| Command syntax | Status |
| AM value | ✓ |
| AO value | ✓ |
| AP value Remark: Units DM, DF, DBVL, DBMV, DBUV, DBEMVL, DBEMMV, DBEMUV, VL, MV, UV, EMVL, EMMV, EMUV are supported. | ✎ |
| DN | ✓ |
| FM value | ✓ |
| FR value | ✓ |
| IP | ✓ |
| IS numeric | ✓ |
| PD | ✓ |
| PI | ✓ |
| PF | ✓ |
| PM | ✓ |
| R0 | ✓ |
| R1 | ✓ |
| R2 | ✓ |
| R3 | ✓ |
| R5 | ✓ |
| RC value Remark: The contents of the registers 0 to 9 are NOT persistent and are lost when power is switched off or when leaving the emulation mode. | ✎ |
| RL value Remark: The contents of the registers 0 to 9 are NOT persistent and are lost when power is switched off or when leaving the emulation mode. | ✎ |
| RP | ✓ |
| S1 | ✓ |
| S2 | ✓ |

| Device-specific functions | |
|---|---|
| Command syntax | Status |
| S3 | ✓ |
| S4 | ✓ |
| S5 value | ✓ |
| UP | ✓ |
| SV value Remark: The contents of the registers 0 to 9 are NOT persistent and are lost when power is switched off or when leaving the emulation mode. |  |
| ST value Remark: The contents of the registers 0 to 9 are NOT persistent and are lost when power is switched off or when leaving the emulation mode. |  |

13 Emulating the R&S®SML

The following tables show the current implementation status of each command. Commands not shown in these tables are not supported.

| IEEE488.2 functions | |
|---|--------|
| Command syntax | Status |
| *CAL? | ✓ |
| *CLS | ✓ |
| *ESE value *ESE? | ✓ |
| *ESR? | ✓ |
| *IDN? Remark: If the response does not match the requirements, a user-specific response to *IDN? and *OPT? can be applied on the instrument's front panel. | ✎ |
| *OPC *OPC? Wait for/query completion of command. | ✓ |
| *OPT? Remark: If the response does not match the requirements, a user-specific response to *IDN? and *OPT? can be applied on the instrument's front panel. | ✎ |
| *RCL value | ✓ |
| *RST | ✓ |
| *SAV value | ✓ |
| *SRE value *SRE? | ✓ |
| *STB? | ✓ |
| *TST? | ✓ |
| *WAI | ✓ |




| Device-specific functions | |
|---------------------------------------|--------|
| Command syntax | Status |
| ABORt[:SWEep] | ✓ |
| CALibration[:ALL]? | ✓ |
| CALibration:FMOFFset[:MEASure]? | ✓ |
| CALibration:ROSCillator[:DATA]? Value | ✓ |
| DIAGnostic:INFO:CCOunt:POWer? | ✓ |


| Device-specific functions | |
|---|--------|
| Command syntax | Status |
| DIAGnostic:INFO:OTIME? | ✓ |
| DIAGnostic:INFO:SDATE? | ✓ |
| DISPlay:ANNotation[:ALL] value DISPlay:ANNotation[:ALL]? | ✓ |
| DISPlay:ANNotation:AMPLitude value DISPlay:ANNotation:AMPLitude? | ✓ |
| DISPlay:ANNotation:FREQuency value DISPlay:ANNotation:FREQuency? | ✓ |
| OUTPut1:AMODE value OUTPut1:AMODE? | ✓ |
| OUTPut1[:STATE] value OUTPut1[:STATE]? | ✓ |
| OUTPut2[:STATE] value OUTPut2[:STATE]? | ✓ |
| OUTPut1[:STATE]:PON value OUTPut1[:STATE]:PON? | ✓ |
| OUTPut2:VOLTage value OUTPut2:VOLTage? | ✓ |
| [SOURce:]AM[:DEPTH] value [SOURce:]AM[:DEPTH]? | ✓ |
| [SOURce:]AM:EXternal:COUPling value [SOURce:]AM:EXternal:COUPling? | ✓ |
| [SOURce:]AM:INTernal:FREQuency value [SOURce:]AM:INTernal:FREQuency? value | ✓ |
| [SOURce:]AM:SOURce value [SOURce:]AM:SOURce? | ✓ |
| [SOURce:]AM:STATE value [SOURce:]AM:STATE? | ✓ |
| [SOURce:]CORRection[:STATE] value [SOURce:]CORRection[:STATE]? | ✓ |
| [SOURce:]CORRection:CSET:CATalog? | ✓ |
| [SOURce:]CORRection:CSET:FREE? | ✓ |
| [SOURce:]CORRection:CSET[:SElect] value [SOURce:]CORRection:CSET[:SElect]? | ✓ |
| [SOURce:]CORRection:CSET:DATA:FREQuency value [SOURce:]CORRection:CSET:DATA:FREQuency? | ✓ |

| Device-specific functions | |
|---|--------|
| Command syntax | Status |
| [SOURce:]CORRection:CSET:DATA:FREQuency:POINts? | ✓ |
| [SOURce:]CORRection:CSET:DATA:POWer value [SOURce:]CORRection:CSET:DATA:POWer? | ✓ |
| [SOURce:]CORRection:CSET:DATA:POWer:POINts? | ✓ |
| [SOURce:]CORRection:CSET:DELeTe value | ✓ |
| [SOURce:]CORRection:CSET:DELeTe:ALL | ✓ |
| [SOURce:]FM[:DEVIation] value [SOURce:]FM[:DEVIation]? Remark: Numeric, MINimum are supported. | ✎ |
| [SOURce:]FM:EXTErnal:COUPling value [SOURce:]FM:EXTErnal:COUPling? | ✓ |
| [SOURce:]FM:INTernAl:FREQuency value [SOURce:]FM:INTernAl:FREQuency? | ✓ |
| [SOURce:]FM:SOURce value [SOURce:]FM:SOURce? | ✓ |
| [SOURce:]FM:STATe value [SOURce:]FM:STATe? | ✓ |
| [:SOURce:]FREQuency:CENTer value [:SOURce:]FREQuency:CENTer? | ✓ |
| [:SOURce:]FREQuency[:CW :FIXed] value [:SOURce:]FREQuency[:CW :FIXed]? | ✓ |
| [:SOURce:]FREQuency:RCL value [:SOURce:]FREQuency:RCL? | ✓ |
| [:SOURce:]FREQuency:MANual value Sets RF frequency in sweep mode. Remark: Sets and limits actual RF frequency to sweep range. | ✎ |
| [:SOURce:]FREQuency:MODE value [:SOURce:]FREQuency:MODE? | ✓ |
| [:SOURce:]FREQuency:OFFSet value [:SOURce:]FREQuency:OFFSet? | ✓ |
| [:SOURce:]FREQuency:SPAN value [:SOURce:]FREQuency:SPAN? | ✓ |
| [:SOURce:]FREQuency:STARt value [:SOURce:]FREQuency:STARt? | ✓ |

| Device-specific functions | |
|--|--------|
| Command syntax | Status |
| [[:SOURce:]]FREQuency:STOP value [:SOURce:]FREQuency:STOP? | ✓ |
| [[:SOURce:]]FREQuency:STEP[:INCRement] value [:SOURce:]FREQuency:STEP[:INCRement]? | ✓ |
| [[:SOURce:]]MODulation[:ALL]:STATe value [:SOURce:]MODulation[:ALL]:STATe? | ✓ |
| [[:SOURce:]]PHASe value [:SOURce:]PHASe? | ✓ |
| [[:SOURce:]]PHASe:REFerence | ✓ |
| [[:SOURce:]]PHASe:STEP value [:SOURce:]PHASe:STEP? | ✓ |
| [[:SOURce:]]PM[:DEViation] value [:SOURce:]PM[:DEViation]? Sets/queries the modulation deviation. Remark: Numeric, MINimum are supported. | ✎ |
| [[:SOURce:]]PM:EXTernal:COUPling value [:SOURce:]PM:EXTernal:COUPling? | ✓ |
| [[:SOURce:]]PM:INTernal:FREQuency value [:SOURce:]PM:INTernal:FREQuency? | ✓ |
| [[:SOURce:]]PM:SOURce value [:SOURce:]PM:SOURce? | ✓ |
| [[:SOURce:]]PM:STATe value [:SOURce:]PM:STATe? | ✓ |
| [[:SOURce:]]POWer:ALC:STATe value [:SOURce:]POWer:ALC:STATe? | ✓ |
| [[:SOURce:]]POWer[:LEVel][:IMMEDIATE][:AMPLitude] value [:SOURce:]POWer[:LEVel][:IMMEDIATE][:AMPLitude]? | ✓ |
| [[:SOURce:]]POWer[:LEVel][:IMMEDIATE]:OFFSet value [:SOURce:]POWer[:LEVel][:IMMEDIATE]:OFFSet? | ✓ |
| [[:SOURce:]]POWer:LIMit[:AMPLitude] value [:SOURce:]POWer:LIMit[:AMPLitude]? | ✓ |
| [[:SOURce:]]POWer:MANual value Sets the RF level in sweep mode. Remark: Sets and limits actual RF level to sweep range. | ✎ |

| Device-specific functions | |
|---|--------|
| Command syntax | Status |
| [[:SOURce:]]POWer:MODE value [:SOURce:]POWer:MODE? | ✓ |
| [[:SOURce:]]POWer:RCL value [:SOURce:]POWer:RCL? | ✓ |
| [[:SOURce:]]POWer:STARt value [:SOURce:]POWer:STARt? | ✓ |
| [[:SOURce:]]POWer:STEP[:INCRement] value [:SOURce:]POWer:STEP[:INCRement]? | ✓ |
| [[:SOURce:]]POWer:STOP value [:SOURce:]POWer:STOP? | ✓ |
| [[:SOURce:]]PULM:POLarity? Remark: In external mode only. | ✘ |
| [[:SOURce:]]PULM:SOURce value [:SOURce:]PULM:SOURce? | ✓ |
| [[:SOURce:]]PULM:STATe value [:SOURce:]PULM:STATe? | ✓ |
| [[:SOURce:]]PULSe:DELay value [:SOURce:]PULSe:DELay? | ✓ |
| [[:SOURce:]]PULSe:DOUBle:DELay value [:SOURce:]PULSe:DOUBle:DELay? | ✓ |
| [[:SOURce:]]PULSe:DOUBle:STATe value [:SOURce:]PULSe:DOUBle:STATe? | ✓ |
| [[:SOURce:]]PULSe:PERiod value [:SOURce:]PULSe:PERiod? | ✓ |
| [[:SOURce:]]PULSe:WIDTh value [:SOURce:]PULSe:WIDTh | ✓ |
| [[:SOURce:]]ROSCillator[:INTernal]:ADJust[:STATe] value [:SOURce:]ROSCillator[:INTernal]:ADJust[:STATe]? | ✓ |
| [[:SOURce:]]ROSCillator[:INTernal]:ADJust:VALue value [:SOURce:]ROSCillator[:INTernal]:ADJust:VALue? | ✓ |
| [[:SOURce:]]ROSCillator:SOURce value [:SOURce:]ROSCillator:SOURce? | ✓ |
| [SOURce:]SWEep[:FREQuency]:DWELI value [SOURce:]SWEep[:FREQuency]:DWELI? | ✓ |

| Device-specific functions | |
|---|---|
| Command syntax | Status |
| [SOURce:]SWEep[:FREQuency]:MODE value [SOURce:]SWEep[:FREQuency]:MODE? Remark: AUTO, MAN are supported. |  |
| [SOURce:]SWEep[:FREQuency]:RUNNing? | ✓ |
| [SOURce:]SWEep[:FREQuency]:SPACing value [SOURce:]SWEep[:FREQuency]:SPACing? | ✓ |
| [SOURce:]SWEep[:FREQuency]:STEP[:LINEar] value [SOURce:]SWEep[:FREQuency]:STEP[:LINEar]? | ✓ |
| [SOURce:]SWEep[:FREQuency]:STEP:LOGarithmic value [SOURce:]SWEep[:FREQuency]:STEP:LOGarithmic? | ✓ |
| [SOURce:]SWEep:POWer:DWELI value [SOURce:]SWEep:POWer:DWELI? | ✓ |
| [SOURce:]SWEep:POWer:MODE value [SOURce:]SWEep:POWer:MODE? Remark: AUTO, MAN are supported. |  |
| [SOURce:]SWEep:POWer:RUNNing? | ✓ |
| [SOURce:]SWEep:POWer:SPACing value [SOURce:]SWEep:POWer:SPACing? | ✓ |
| [SOURce:]SWEep:POWer:STEP[:LOGarithmic] value [SOURce:]SWEep:POWer:STEP[:LOGarithmic]? | ✓ |
| SOURce2:FREQuency[:CW :FIXed] value SOURce2:FREQuency[:CW :FIXed]? | ✓ |
| SOURce2:FREQuency:MANual value Sets LF frequency in sweep mode. Remark: Sets and limits actual LF frequency to sweep range. |  |
| SOURce2:FREQuency:MODE value SOURce2:FREQuency:MODE? | ✓ |
| SOURce2:FREQuency:STARt value SOURce2:FREQuency:STARt? | ✓ |
| SOURce2:FREQuency:STOP value SOURce2:FREQuency:STOP? | ✓ |
| SOURce2:SWEep[:FREQuency]:DWELI value SOURce2:SWEep[:FREQuency]:DWELI? | ✓ |

| Device-specific functions | |
|---|---|
| Command syntax | Status |
| SOURce2:SWEEP:FREQUENCY:MODE value SOURce2:SWEEP:FREQUENCY:MODE? Remark: AUTO, MAN are supported. |  |
| SOURce2:SWEEP:FREQUENCY:RUNNING? | ✓ |
| SOURce2:SWEEP:FREQUENCY:SPACING value SOURce2:SWEEP:FREQUENCY:SPACING? | ✓ |
| SOURce2:SWEEP:FREQUENCY:STEP[:LINEAR] value SOURce2:SWEEP:FREQUENCY:STEP[:LINEAR]? | ✓ |
| SOURce2:SWEEP:FREQUENCY:STEP:LOGARITHMIC value SOURce2:SWEEP:FREQUENCY:STEP:LOGARITHMIC? | ✓ |
| STATUS:OPERATION:CONDITION? | ✓ |
| STATUS:OPERATION:ENABLE value STATUS:OPERATION:ENABLE? | ✓ |
| STATUS:OPERATION[:EVENT]? | ✓ |
| STATUS:OPERATION:NTRANSITION value STATUS:OPERATION: NTRANSITION? | ✓ |
| STATUS:OPERATION:PTRANSITION value STATUS:OPERATION: PTRANSITION? | ✓ |
| STATUS:PRESET | ✓ |
| STATUS:QUESTIONABLE:CONDITION? | ✓ |
| STATUS:QUESTIONABLE:ENABLE value STATUS:QUESTIONABLE:ENABLE? | ✓ |
| STATUS:QUESTIONABLE[:EVENT]? | ✓ |
| STATUS:QUESTIONABLE:NTRANSITION value STATUS:QUESTIONABLE: NTRANSITION? | ✓ |
| STATUS:QUESTIONABLE:PTRANSITION value STATUS:QUESTIONABLE: PTRANSITION? | ✓ |
| STATUS:QUEUE[:NEXT]? | ✓ |
| SYSTEM:COMMUNICATE:GPIB[:SELF]:ADDRESS value SYSTEM:COMMUNICATE:GPIB[:SELF]:ADDRESS? | ✓ |
| SYSTEM:COMMUNICATE:SERIAL:BAUD value SYSTEM:COMMUNICATE:SERIAL:BAUD? | ✓ |
| SYSTEM:COMMUNICATE:SERIAL:SBITS value SYSTEM:COMMUNICATE:SERIAL:SBITS? | ✓ |

| Device-specific functions | |
|--|--------|
| Command syntax | Status |
| SYSTem:COMMunicate:SERial:PARity value SYSTem:COMMunicate:SERial:PARity? | ✓ |
| SYSTem:DISPlay:UPDate[:STATe] value SYSTem:DISPlay:UPDate[:STATe]? | ✓ |
| SYSTem:ERRor? Remark: Returns the original error message of the Rohde & Schwarz signal generator. | ✎ |
| SYSTem:PRESet Remark: Implementation is identical to common command *RST. | ✎ |
| SYSTem:SECurity[:STATe] value SYSTem:SECurity[:STATe]? | ✓ |
| SYSTem:SERRor? | ✓ |
| SYSTem:VERSion? | ✓ |
| TRIGger[1] [:SWEep][:IMMEDIATE] | ✓ |
| TRIGger2[:SWEep][:IMMEDIATE] | ✓ |
| TRIGger[1] [:SWEep]:SOURce value TRIGger[1][:SWEep]:SOURce? | ✓ |
| TRIGger2[:SWEep]:SOURce value TRIGger2[:SWEep]:SOURce? | ✓ |
| TRIGger:PULSe:EGATed:POLarity value TRIGger:PULSe:EGATed:POLarity? | ✓ |
| TRIGger:PULSe:SOURce value TRIGger:PULSe:SOURce? Remark: AUTO, EGATe, EXTeRnal are supported. | ✎ |
| TRIGger:PULSe:SLOPe value TRIGger:PULSe:SLOPe? | ✓ |
| UNIT:POWer value UNIT:POWer? | ✓ |

14 Emulating the R&S®SMT




The following tables show the current implementation status of each command. Commands not shown in these tables are not supported.

| IEEE488.2 functions | |
|---|--------|
| Command syntax | Status |
| *CAL? | ✓ |
| *CLS | ✓ |
| *ESE value *ESE? | ✓ |
| *ESR? | ✓ |
| *IDN? Remark: If the response does not match the requirements, a user-specific response to *IDN? and *OPT? can be applied on the instrument's front panel. | ✎ |
| *OPC *OPC?. | ✓ |
| *OPT? Remark: If the response does not match the requirements, a user-specific response to *IDN? and *OPT? can be applied on the instrument's front panel. | ✎ |
| *RCL value | ✓ |
| *RST | ✓ |
| *SAV value | ✓ |
| *SRE value *SRE? | ✓ |
| *STB? | ✓ |
| *TST? | ✓ |
| *WAI | ✓ |

| Device-specific functions | |
|---|--------|
| Command syntax | Status |
| ABORt[:SWEp] | ✓ |
| CALibration:FM:Offset? | ✓ |
| CALibration:LEVel:STATe value CALibration:LEVel:STATe? | ✓ |
| CALibration:ROSCillator[:DATA] value CALibration:ROSCillator[:DATA]? | ✓ |

| Device-specific functions | |
|--|--------|
| Command syntax | Status |
| DIAGnostic:INFO:CCOunt:POWer? | ✓ |
| DIAGnostic:INFO:OTIME? | ✓ |
| DIAGnostic:INFO:SDATe? | ✓ |
| DISPlay:ANNotation[:ALL] value DISPlay:ANNotation[:ALL]? | ✓ |
| DISPlay:ANNotation:AMPLitude value DISPlay:ANNotation:AMPLitude? | ✓ |
| DISPlay:ANNotation:FREQuency value DISPlay:ANNotation:FREQuency? | ✓ |
| FORMat[:DATA] value FORMat[:DATA]? | ✓ |
| MEMory:NSTATes? | ✓ |
| OUTPut:AMODE value OUTPut:AMODE? | ✓ |
| OUTPut[:STATe] value OUTPut[:STATe]? | ✓ |
| OUTPut2[:STATe] value OUTPut2[:STATe]? | ✓ |
| OUTPut[:STATe]:PON value OUTPut[:STATe]:PON? | ✓ |
| OUTPut2:VOLTage value OUTPut2:VOLTage? | ✓ |
| [SOURce:]AM[:DEPTH] value [SOURce:]AM[:DEPTH]? | ✓ |
| [SOURce:]AM:EXTErnal:COUPling value [SOURce:]AM:EXTErnal:COUPling? | ✓ |
| [SOURce:]AM:INTernAl:FREQuency value [SOURce:]AM:INTernAl:FREQuency? value | ✓ |
| [SOURce:]AM:SOURce value [SOURce:]AM:SOURce? Remark: INTernAl1, EXTErnAl1 are supported. | ✘ |
| [SOURce:]AM:STATe value [SOURce:]AM:STATe? | ✓ |
| [SOURce:]CORRection:CSET:CATalog? | ✓ |
| [SOURce:]CORRection:CSET:FREE? | ✓ |

| Device-specific functions | |
|---|--------|
| Command syntax | Status |
| [SOURce:]CORRection:CSET[:SElect] value [SOURce:]CORRection:CSET[:SElect]? | ✓ |
| [SOURce:]CORRection:CSET:DATA:FREQuency value [SOURce:]CORRection:CSET:DATA:FREQuency? | ✓ |
| [SOURce:]CORRection:CSET:DATA:FREQuency:POINts? | ✓ |
| [SOURce:]CORRection:CSET:DATA:POWEr value [SOURce:]CORRection:CSET:DATA:POWEr? | ✓ |
| [SOURce:]CORRection:CSET:DATA:POWEr:POINts? | ✓ |
| [SOURce:]CORRection:CSET:DELeTe value [SOURce:]CORRection:CSET:DELeTe:ALL | ✓ |
| [SOURce:]CORRection[:STATe] value [SOURce:]CORRection[:STATe]? | ✓ |
| [SOURce:]FM[1][:DEViatiOn] value [SOURce:]FM[1] [:DEViatiOn]? | ✎ |
| Remark: Numeric, MINimum are supported. | |
| [SOURce:]FM[1]:EXTErnal:COUPling value [SOURce:]FM[1]:EXTErnal:COUPling? | ✓ |
| [SOURce:]FM[1]:INTErnal:FREQuency value [SOURce:]FM[1]:INTErnal:FREQuency? | ✓ |
| [SOURce:]FM[1]:SOURce value [SOURce:]FM[1]:SOURce? | ✎ |
| Remark: INTErnal1, EXTErnal1 are supported. | |
| [SOURce:]FM[1]:STATe value [SOURce:]FM[1]:STATe? | ✓ |
| [:SOURce:]FREQuency:CENTer value [:SOURce:]FREQuency:CENTer? | ✓ |
| [:SOURce:]FREQuency[:CW] value [:SOURce:]FREQuency[:CW]? | ✓ |
| [:SOURce:]FREQuency[:CW]:RCL value [:SOURce:]FREQuency[:CW]:RCL? | ✓ |
| [:SOURce:]FREQuency:FIXed value [:SOURce:]FREQuency:FIXed? | ✓ |
| [:SOURce:]FREQuency:FIXed:RCL value [:SOURce:]FREQuency:FIXed:RCL? | ✓ |

| Device-specific functions | |
|---|---|
| Command syntax | Status |
| [:SOURce:]FREQuency:MANual value Sets RF frequency in sweep mode. Remark: Sets and limits actual RF frequency to sweep range. |  |
| [:SOURce:]FREQuency:MODE value [:SOURce:]FREQuency:MODE? | ✓ |
| [:SOURce:]FREQuency:OFFSet value [:SOURce:]FREQuency:OFFSet? | ✓ |
| [:SOURce:]FREQuency:SPAN value [:SOURce:]FREQuency:SPAN? | ✓ |
| [:SOURce:]FREQuency:STARt value [:SOURce:]FREQuency:STARt? | ✓ |
| [:SOURce:]FREQuency:STOP value [:SOURce:]FREQuency:STOP? | ✓ |
| [:SOURce:]FREQuency:STEP[:INCRement] value [:SOURce:]FREQuency:STEP[:INCRement]? | ✓ |
| [:SOURce:]PHASe[:ADJust] value [:SOURce:]PHASe[:ADJust]? | ✓ |
| [:SOURce:]PHASe:REFerence | ✓ |
| [:SOURce:]PM[1][:DEViation] value [:SOURce:]PM[1] [:DEViation]? Remark: Numeric, MINimum are supported. |  |
| [:SOURce:]PM[1]:EXTernal:COUpling value [:SOURce:]PM[1]:EXTernal:COUpling? | ✓ |
| [:SOURce:]PM[1]:INTernal:FREQuency value [:SOURce:]PM[1]:INTernal:FREQuency? | ✓ |
| [:SOURce:]PM[1]:SOURce value [:SOURce:]PM[1]:SOURce? Remark: INTernal1, EXTernal1 are supported. |  |
| [:SOURce:]PM[1]:STATe value [:SOURce:]PM[1]:STATe? | ✓ |
| [:SOURce:]POWer:ALC:STATe value [:SOURce:]POWer:ALC:STATe? | ✓ |
| [:SOURce:]POWer[:LEVel][:IMMEDIATE][:AMPLitude] value [:SOURce:]POWer[:LEVel][:IMMEDIATE][:AMPLitude]? | ✓ |

| Device-specific functions | |
|--|--------|
| Command syntax | Status |
| [[:SOURce:]POWer[:LEVel][:IMMEDIATE]:OFFSet value [:SOURce:]POWer[:LEVel][:IMMEDIATE]:OFFSet? | ✓ |
| [[:SOURce:]POWer[:LEVel][:IMMEDIATE]:RCL value [:SOURce:]POWer[:LEVel][:IMMEDIATE]:RCL? | ✓ |
| [[:SOURce:]POWer:LIMit[:AMPLitude] value [:SOURce:]POWer:LIMit[:AMPLitude]? | ✓ |
| [[:SOURce:]POWer:MANual value Remark: Sets and limits actual RF level to sweep range. | ✎ |
| [[:SOURce:]POWer:MODE value [:SOURce:]POWer:MODE? | ✓ |
| [[:SOURce:]POWer:STARt value [:SOURce:]POWer:STARt? | ✓ |
| [[:SOURce:]POWer:STEP[:INCRement] value [:SOURce:]POWer:STEP[:INCRement]? | ✓ |
| [[:SOURce:]POWer:STOP value [:SOURce:]POWer:STOP? | ✓ |
| [[:SOURce:]PULM:EXTernal: IMPedance value [:SOURce:]PULM:EXTernal:IMPedance? | ✓ |
| [[:SOURce:]PULM:INTernal:FREQuency value [:SOURce:]PULM:INTernal:FREQuency? | ✓ |
| [[:SOURce:]PULM:POLarity? Remark: In external mode only. | ✎ |
| [[:SOURce:]PULM:SOURce value [:SOURce:]PULM:SOURce? | ✓ |
| [[:SOURce:]PULM:STATe value [:SOURce:]PULM:STATe? | ✓ |
| [[:SOURce:]PULSe:DELay value [:SOURce:]PULSe:DELay? | ✓ |
| [[:SOURce:]PULSe:DOUBle:DELay value [:SOURce:]PULSe:DOUBle:DELay? | ✓ |
| [[:SOURce:]PULSe:DOUBle:STATe value [:SOURce:]PULSe:DOUBle:STATe? | ✓ |
| [[:SOURce:]PULSe:PERiod value [:SOURce:]PULSe:PERiod? | ✓ |

| Device-specific functions | |
|---|--------|
| Command syntax | Status |
| [[:SOURce:]]PULSe:WIDTh value [:SOURce:]PULSe:WIDTh | ✓ |
| [[:SOURce:]]ROSCillator[:INTernal]:ADJust[:STATe] value [:SOURce:]]ROSCillator[:INTernal]:ADJust[:STATe]? | ✓ |
| [[:SOURce:]]ROSCillator[:INTernal]:ADJust:VALue value [:SOURce:]]ROSCillator[:INTernal]:ADJust:VALue? | ✓ |
| [[:SOURce:]]ROSCillator:SOURce value [:SOURce:]]ROSCillator:SOURce? | ✓ |
| [SOURce:]SWEep[:FREQuency]:DWELI value [SOURce:]SWEep[:FREQuency]:DWELI? | ✓ |
| [SOURce:]SWEep[:FREQuency]:MODE value [SOURce:]SWEep[:FREQuency]:MODE? Remark: AUTO, MAN are supported. | ✎ |
| [SOURce:]SWEep[:FREQuency]:POINts value [SOURce:]SWEep[:FREQuency]: POINts? | ✓ |
| [SOURce:]SWEep[:FREQuency]:SPACing value [SOURce:]SWEep[:FREQuency]:SPACing? | ✓ |
| [SOURce:]SWEep[:FREQuency]:STEP[:LINEar] value [SOURce:]SWEep[:FREQuency]:STEP[:LINEar]? | ✓ |
| [SOURce:]SWEep[:FREQuency]:STEP:LOGarithmic value [SOURce:]SWEep[:FREQuency]:STEP:LOGarithmic? | ✓ |
| [SOURce:]SWEep:POWer:DWELI value [SOURce:]SWEep:POWer:DWELI? | ✓ |
| [SOURce:]SWEep:POWer:MODE value [SOURce:]SWEep:POWer:MODE? Remark: AUTO, MAN are supported. | ✎ |
| [SOURce:]SWEep:POWer:POINts value [SOURce:]SWEep:POWer:POINts? | ✓ |
| [SOURce:]SWEep:POWer:SPACing value [SOURce:]SWEep:POWer:SPACing? | ✓ |
| [SOURce:]SWEep:POWer:STEP[:LOGarithmic] value [SOURce:]SWEep:POWer:STEP[:LOGarithmic]? | ✓ |
| SOURce2:FREQuency[:CW] value SOURce2:FREQuency[:CW]? | ✓ |





| Device-specific functions | |
|---|--------|
| Command syntax | Status |
| SOURce2:FREQuency:FIXed value SOURce2:FREQuency:FIXed? | ✓ |
| SOURce2:FREQuency:MANual value Remark: Sets and limits actual LF frequency to sweep range. | ✎ |
| SOURce2:FREQuency:MODE value SOURce2:FREQuency:MODE? | ✓ |
| SOURce2:FREQuency:STARt value SOURce2:FREQuency:STARt? | ✓ |
| SOURce2:FREQuency:STOP value SOURce2:FREQuency:STOP? | ✓ |
| SOURce2:FUNcTION value SOURce2: FUNcTION? Remark: SINusoid, SQUare are supported. | ✎ |
| SOURce2:SWEep[:FREQuency]:DWEll value SOURce2:SWEep[:FREQuency]:DWEll? | ✓ |
| SOURce2:SWEep[:FREQuency]:MODE value SOURce2:SWEep[:FREQuency]:MODE? Remark: AUTO, MAN are supported. | ✎ |
| SOURce2:SWEep[:FREQuency]:POINts value SOURce2:SWEep[:FREQuency]: POINts? | ✓ |
| SOURce2:SWEep[:FREQuency]:SPACing value SOURce2:SWEep[:FREQuency]:SPACing? | ✓ |
| SOURce2:SWEep[:FREQuency]:STEP[:LINear] value SOURce2:SWEep[:FREQuency]:STEP[:LINear]? | ✓ |
| SOURce2:SWEep[:FREQuency]:STEP:LOGarithmic value SOURce2:SWEep[:FREQuency]:STEP:LOGarithmic? | ✓ |
| STATus:OPERation:CONDition? | ✓ |
| STATus:OPERation:ENABle value STATus:OPERation:ENABle? | ✓ |
| STATus:OPERation[:EVENT]? | ✓ |
| STATus:OPERation:NTRansition value STATus:OPERation: NTRansition? | ✓ |
| STATus:OPERation:PTRansition value STATus:OPERation: PTRansition? | ✓ |

| Device-specific functions | |
|---|--------|
| Command syntax | Status |
| STATus:PRESet | ✓ |
| STATus:QUEStionable:CONDition? | ✓ |
| STATus:QUEStionable:ENABle value STATus:QUEStionable:ENABle? | ✓ |
| STATus:QUEStionable[:EVENT]? | ✓ |
| STATus:QUEStionable:NTRansition value STATus:QUEStionable: NTRansition? | ✓ |
| STATus:QUEStionable:PTRansition value STATus:QUEStionable: PTRansition? | ✓ |
| STATus:QUEue[:NEXT]? | ✓ |
| SYSTem:BEEPer:STATe value SYSTem:BEEPer:STATe? | ✓ |
| SYSTem:COMMunicate:GPIB[:SELF]:ADDRess value SYSTem:COMMunicate:GPIB[:SELF]:ADDRess? | ✓ |
| SYSTem:COMMunicate:SERial:BAUD value SYSTem:COMMunicate:SERial:BAUD? Remark: 2400, 4800, 9600, 19200, 38400, 57600, 115200 are supported. | ✎ |
| SYSTem:ERRor? Remark: Returns the original error message of the Rohde & Schwarz signal generator. | ✎ |
| SYSTem:KLOCK value SYSTem:KLOCK? | ✓ |
| SYSTem:PRESet Remark: Implementation is identical to common command *RST. | ✎ |
| SYSTem:SECurity[:STATe] value SYSTem:SECurity[:STATe]? | ✓ |
| SYSTem:SERRor? | ✓ |
| SYSTem:VERSion? | ✓ |
| TRIGger:PULSe:SOURce value TRIGger:PULSe:SOURce? | ✓ |
| TRIGger:PULSe:SLOPe value TRIGger:PULSe:SLOPe? | ✓ |

| Device-specific functions | |
|--|--------|
| Command syntax | Status |
| TRIGger:SLOPe value TRIGger:SLOPe? Remark: NEGative, POSitive are supported. | ✎ |
| TRIGger[:SWEep][:IMMediate] | ✓ |
| TRIGger2[:SWEep][:IMMediate] | ✓ |
| TRIGger[:SWEep]:SOURce value TRIGger[:SWEep]:SOURce? | ✓ |
| TRIGger2[:SWEep]:SOURce value TRIGger2[:SWEep]:SOURce? | ✓ |
| UNIT:ANGLE value UNIT:ANGLE? | ✓ |
| UNIT:POWer value UNIT:POWer? | ✓ |

15 Emulating the R&S®SMY




The following tables show the current implementation status of each command. Commands not shown in these tables are not supported.

| IEEE488.2 functions | |
|---|---|
| Command syntax | Status |
| *CLS | ✓ |
| *ESE value *ESE? | ✓ |
| *ESR? | ✓ |
| *IDN? Remark: If the response does not match the requirements, a user-specific response to *IDN? and *OPT? can be applied on the instrument's front panel. |  |
| *OPC *OPC? | ✓ |
| *OPT? Remark: If the response does not match the requirements, a user-specific response to *IDN? and *OPT? can be applied on the instrument's front panel. |  |
| *RCL value Remark: Only values in the range from 0 to 9 are supported. |  |
| *RST | ✓ |
| *SAV value Remark: Only values in the range from 0 to 9 are supported. |  |
| *SRE value *SRE? | ✓ |
| *STB? | ✓ |
| *TST? | ✓ |
| *WAI | ✓ |

| Device-specific functions | |
|---------------------------|--------|
| Command syntax | Status |
| AF value | ✓ |
| AF? | ✓ |
| AF:OFF | ✓ |
| AF:ON | ✓ |

| Device-specific functions | |
|---------------------------|--------|
| Command syntax | Status |
| AF:Var_step value | ✓ |
| AF:Var_step? | ✓ |
| ALc? | ✓ |
| ALc:Auto | ✗ |
| ALc:Fixed | ✓ |
| ALc:NARrow | ✗ |
| ALc:Normal | ✓ |
| ALc:WIDe | ✗ |
| AM value | ✓ |
| AM? | ✓ |
| AM:Dual:Ac | ✓ |
| AM:Dual:Ac value | ✓ |
| AM:Dual:Dc | ✓ |
| AM:Dual:Dc value | ✓ |
| AM:External:Ac | ✓ |
| AM:External:Ac value | ✓ |
| AM:External:Dc | ✓ |
| AM:External:Dc value | ✓ |
| AM:Internal | ✓ |
| AM:Internal value | ✓ |
| AM:OFF | ✓ |
| AM:Var_step value | ✓ |
| AM:Var_step? | ✓ |
| Attenuator? | ✓ |
| ATtenuator:Fixed | ✓ |
| ATtenuator:Normal | ✓ |
| DECrement:AF | ✓ |
| DECrement:AM | ✓ |
| DECrement:FM | ✓ |
| DECrement:Level | ✓ |
| DECrement:PHM | ✓ |
| DECrement:RF | ✓ |
| FM value | ✓ |
| FM? | ✓ |

| Device-specific functions | |
|---------------------------|--------|
| Command syntax | Status |
| FM:Dual:Ac | ✓ |
| FM:Dual:Ac value | ✓ |
| FM:Dual:Dc | ✓ |
| FM:Dual:Dc value | ✓ |
| FM:External:Ac | ✓ |
| FM:External:Ac value | ✓ |
| FM:External:Dc | ✓ |
| FM:External:Dc value | ✓ |
| FM:Internal | ✓ |
| FM:Internal value | ✓ |
| FM:OFF | ✓ |
| FM:Var_step value | ✓ |
| FM:Var_step? | ✓ |
| HEAder:OFF | ✓ |
| HEAder:ON | ✓ |
| INCrement:AF | ✓ |
| INCrement:AM | ✓ |
| INCrement:FM | ✓ |
| INCrement:Level | ✓ |
| INCrement:PHM | ✓ |
| INCrement:RF | ✓ |
| Level value | ✓ |
| Level? | ✓ |
| Level:Emf value | ✓ |
| Level:Emf? | ✓ |
| Level:OFF | ✓ |
| Level:ON | ✓ |
| Level:Var_step value | ✓ |
| Level:Var_step? | ✓ |
| PHM value | ✓ |
| PHM? | ✓ |
| PHM:Dual | ✓ |
| PHM:Dual value | ✓ |
| PHM:External | ✓ |

| Device-specific functions | |
|--|--|
| Command syntax | Status |
| PHM:External value | ✓ |
| PHM:Internal | ✓ |
| PHM:Internal value | ✓ |
| PHM:OFF | ✓ |
| PHM:Var_step value | ✓ |
| PHM:Var_step? | ✓ |
| PRReset | ✓ |
| REFerence_oscillator? Remark: Only the first 12 characters are valid. |  |
| REFerence_oscillator:External Remark: Only the first 12 characters are valid. |  |
| REFerence_oscillator:Internal Remark: Only the first 12 characters are valid. |  |
| RF value | ✓ |
| RF? | ✓ |
| RF:STArt value | ✓ |
| RF:STArt? | ✓ |
| RF:STEp value | ✓ |
| RF:STEp? | ✓ |
| RF:STOp value | ✓ |
| RF:STOp? | ✓ |
| RF:Var_step value | ✓ |
| RF:Var_step? | ✓ |
| SWP? | ✓ |
| SWP:Auto | ✓ |
| SWP:OFF | ✓ |
| SWP:ON | ✓ |
| SWP:Reset | ✓ |
| Time[:RF_swp] value | ✓ |
| Time[:RF_swp]? | ✓ |

16 References

- [1] Rohde & Schwarz, R&S®SMBV100A Vector Signal Generator Operating Manual

17 Additional Information

This application note is updated from time to time. Please visit the following website in order to download the latest version:

[Application Notes about the R&S®SMBV100A Vector Signal Generator](#)

18 Ordering Information

Please visit the following website for comprehensive ordering information for the SMBV:

[Ordering Information for the R&S®SMBV100A Vector Signal Generator](#)

| | | |
|-------------------------|--|--------------|
| R&S®SMBV100A | Vector Signal Generator | 1407.6004.02 |
| R&S®SMBV-B103 | 9 kHz to 3.2 GHz | 1407.9603.02 |
| R&S®SMBV-B106 | 9 kHz to 6 GHz | 1407.9703.02 |
| R&S®SMBV-B1 | Reference Oscillator OCXO | 1407.8407.02 |
| R&S®SMBV-B1H | Reference Oscillator OCXO High Performance | 1419.1602.02 |
| R&S®SMBV-B90 | Phase Coherence | 1407.9303.02 |
| R&S®SMBV-K22 | Pulse Modulator | 1415.8019.02 |
| R&S®SMBV-K23 | Pulse Generator | 1415.8025.02 |
| R&S®SMBV-B10 | Baseband Generator | 1407.8607.02 |
| R&S®SMBV-B50 | Baseband Generator | 1407.8907.02 |
| R&S®SMBV-B51 | Baseband Generator | 1407.9003.02 |
| R&S®SMBV-B55 | Memory Extension | 1407.9203.02 |
| R&S®SMBV-B92 | Hard Disk (removable) | 1407.9403.02 |
| R&S®SMBV-K18 | Digital Baseband Connectivity | 1415.8002.02 |
| R&S®SMBV-K40 | GSM/EDGE | 1415.8031.02 |
| R&S®SMBV-K41 | EDGE Evolution | 1415.8460.02 |
| R&S®SMBV-K42 | 3GPP FDD | 1415.8048.02 |
| R&S®SMBV-K43 | 3GPP FDD Enhanced MS/BS Tests incl. HSDPA | 1415.8054.02 |
| R&S®SMBV-K45 | 3GPP FDD HSUPA | 1415.8077.02 |
| R&S®SMBV-K46 | CDMA2000® incl. 1xEV-DV | 1415.8083.02 |
| R&S®SMBV-K47 | 1xEV-DO Rev. A | 1415.8090.02 |
| R&S®SMBV-K48 | IEEE 802.11 (a/b/g) | 1415.8102.02 |
| R&S®SMBV-K49 | IEEE 802.16 | 1415.8119.02 |
| R&S®SMBV-K50 | TD-SCDMA | 1415.8125.02 |
| R&S®SMBV-K51 | TD-SCDMA Enhanced BS/MS Tests | 1415.8131.02 |
| R&S®SMBV-K52 | DVB-H/DVB-T | 1415.8148.02 |
| R&S®SMBV-K53 | DAB/T-DMB | 1415.8154.02 |
| R&S®SMBV-K54 | IEEE 802.11n | 1415.8160.02 |
| R&S®SMBV-K55 | EUTRA/LTE | 1415.8177.02 |
| R&S®SMBV-K56 | XM Radio | 1415.8183.02 |
| R&S®SMBV-K57 | FM Stereo/RDS | 1415.8190.02 |

| | | |
|---------------|--|--------------|
| R&S®SMBV-K58 | Sirius Digital Radio | 1415.8202.02 |
| R&S®SMBV-K59 | HSPA+ | 1415.8219.02 |
| R&S®SMBV-K60 | Bluetooth® EDR | 1415.8477.02 |
| R&S®SMBV-K61 | Multicarrier CW Signal Generation | 1415.8225.02 |
| R&S®SMBV-K68 | TETRA Release 2 | 1415.8490.02 |
| R&S®SMBV-K84 | LTE Release 9 + Enhanced Features | 1415.8602.02 |
| R&S®SMBV-K86 | IEEE 802.11ac | 1415.8648.02 |
| R&S®SMBV-K44 | GPS 6 Satellites | 1415.8060.02 |
| R&S®SMBV-K65 | Assisted GPS | 1415.8560.02 |
| R&S®SMBV-K66 | Galileo 6 Satellites | 1415.8590.02 |
| R&S®SMBV-K91 | GNSS Extension to 12 Satellites | 1415.8577.02 |
| R&S®SMBV-K92 | GNSS Enhanced | 1415.8583.02 |
| R&S®SMBV-K93 | GPS P code | 1415.8660.02 |
| R&S®SMBV-K94 | Glonass | 1415.8677.02 |
| R&S®SMBV-K240 | GSM/EDGE | 1415.8231.02 |
| R&S®SMBV-K241 | EDGE Evolution | 1415.8454.02 |
| R&S®SMBV-K242 | 3GPP FDD | 1415.8248.02 |
| R&S®SMBV-K243 | 3GPP FDD Enhanced MS/BS Tests incl. HSDPA | 1415.8254.02 |
| R&S®SMBV-K244 | GPS | 1415.8260.02 |
| R&S®SMBV-K245 | 3GPP FDD HSUPA | 1415.8277.02 |
| R&S®SMBV-K246 | CDMA2000® incl. 1xEV-DV | 1415.8283.02 |
| R&S®SMBV-K247 | 1xEV-DO Rev. A | 1415.8290.02 |
| R&S®SMBV-K248 | IEEE 802.11 (a/b/g) | 1415.8302.02 |
| R&S®SMBV-K249 | IEEE 802.16 | 1415.8319.02 |
| R&S®SMBV-K250 | TD-SCDMA | 1415.8325.02 |
| R&S®SMBV-K251 | TD-SCDMA Enhanced BS/MS Tests | 1415.8331.02 |
| R&S®SMBV-K252 | DVB-H/DVB-T | 1415.8348.02 |
| R&S®SMBV-K253 | DAB/T-DMB | 1415.8525.02 |
| R&S®SMBV-K254 | IEEE 802.11n | 1415.8354.02 |
| R&S®SMBV-K255 | EUTRA/LTE | 1415.8360.02 |
| R&S®SMBV-K259 | HSPA+ | 1415.8377.02 |
| R&S®SMBV-K260 | Bluetooth EDR | 1415.8483.02 |
| R&S®SMBV-K261 | Multicarrier CW Signal Generation | 1415.8383.02 |
| R&S®SMBV-K262 | Additive White Gaussian Noise (AWGN) | 1415.8425.02 |
| R&S®SMBV-K266 | Galileo | 1415.8683.02 |
| R&S®SMBV-K268 | TETRA Release 2 | 1415.8502.02 |
| R&S®SMBV-K284 | LTE Release 9 + Enhanced Features | 1415.8625.02 |
| R&S®SMBV-K286 | IEEE 802.11ac | 1415.8654.02 |
| R&S®SMBV-K294 | Glonass | 1415.8690.02 |
| R&S®SMBV-K6 | Pulse Sequencer | 1415.8390.02 |
| R&S®SMBV-K256 | Playback of XM Radio Waveforms | 1415.8402.02 |
| R&S®SMBV-K352 | HD Radio™ Test waveforms | 1415.8431.02 |
| R&S®SMBV-K62 | Additive White Gaussian Noise (AWGN) | 1415.8419.02 |

About Rohde & Schwarz

Rohde & Schwarz is an independent group of companies specializing in electronics. It is a leading supplier of solutions in the fields of test and measurement, broadcasting, radiomonitoring and radiolocation, as well as secure communications. Established more than 75 years ago, Rohde & Schwarz has a global presence and a dedicated service network in over 70 countries. Company headquarters are in Munich, Germany.

Environmental commitment

- Energy-efficient products
- Continuous improvement in environmental sustainability
- ISO 14001-certified environmental management system



Regional contact

Europe, Africa, Middle East

+49 89 4129 12345

customersupport@rohde-schwarz.com

North America

1-888-TEST-RSA (1-888-837-8772)

customer.support@rsa.rohde-schwarz.com

Latin America

+1-410-910-7988

customersupport.la@rohde-schwarz.com

Asia/Pacific

+65 65 13 04 88

customersupport.asia@rohde-schwarz.com

China

+86-800-810-8228 /+86-400-650-5896

customersupport.china@rohde-schwarz.com

This application note and the supplied programs may only be used subject to the conditions of use set forth in the download area of the Rohde & Schwarz website.

R&S® is a registered trademark of Rohde & Schwarz GmbH & Co. KG; Trade names are trademarks of the owners.

Rohde & Schwarz GmbH & Co. KG

Mühlendorfstraße 15 | D - 81671 München

Phone + 49 89 4129 - 0 | Fax + 49 89 4129 - 13777

www.rohde-schwarz.com